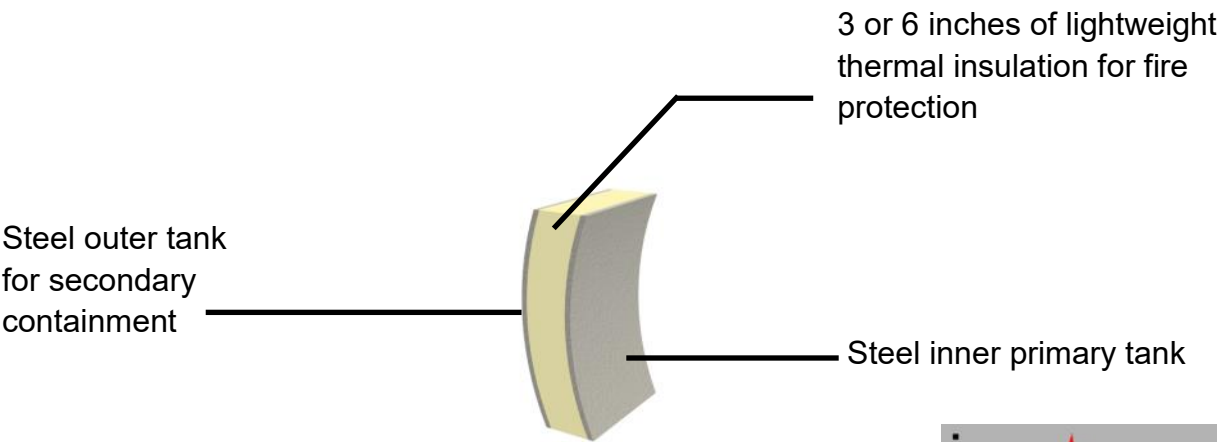


Tanks & Equipment Catalog

envirosafe
ABOVE-GROUND FUEL SYSTEMS

Above Ground Fuel Tanks	4
Fireguard	4
Flameshield	4
Bare Fuel Tank	5
Small Fleet Fuel System	6
Commercial Fleet Fuel System	7
Generator Fuel System	8
Dispenser Fuel System	9
Farm Fleet Fuel System	10
Fuel Storage Cubes	11
E-Cube Mobile 119G	11
E-Cube Mobile 250G	11
E-Cube Mobile 528G	12
E-Cube Mobile 792G	12
E-Cube Mobile 1188G	13
Fuel Cube Accessories	14
Trailers	24
Fuel Transfer Pumps	25
AC Fuel Transfer Pumps	25
DC Fuel Transfer Pumps	31
Fuel Dispensers	38
Commercial Fuel Dispensers	38
Retail Fuel Dispensers	40
Fuel Dispenser Pedestals	41
Fuel Nozzles, Swivels, Valves	43
Fuel Nozzles	43
Fuel Swivels	46
Fuel Valves	47
Fuel Filters & Adapters	50
Fuel Filters	50
Fuel Adapters	51
Fuel Management System	52
Tecalemit	52
Fuel Master	53
Fuel Tank Level Gauges, Indicators, Alarms	54
Liquid Level Control Systems	57
Pneumercator TMS2000	57
Pneumercator TMS3000	57
Hose Reels	58
Fuel Filler Hoses	60
Fuel & Oil Tank Vents	61
Fuel Flow Meters	62
Digital Fuel Flow Meters	62
Mechanical Fuel Flow Meters	65
Disc Fuel Flow Meters	66

Turbine Fuel Flow Meters	68
Envirosafe Equipment Boxes	71
AXI International Systems	72
Enclosed Automated Fuel Maintenance Systems (STS)	72
STS 6000 Series	73
STS 7000 Series	80
Fuel Transfer Systems (FTS)	86
FTS 1100	87
FTS 2100	88
Mobile Fuel Polishing Systems (MTC)	89
TK-240-XT	90
MTC-500	91
MTC-1000	92
MTC-3000	93
MTC-X	94
Broad-Spectrum Fuel Additive Ultra Concentrate (AFC)	95
AFC-705	95
AFC-710	95
AFC-805	95
DEF Tanks & Equipment	96
DEF Storage Systems	96
Transfer Pumps	98
DEF Flow Meters	99



FIREGUARD BENEFITS:

UL 2080 Listed “Fire Resistant”	Ballistics Protection
UL 2085 Listed “Protected”	Impact Protection
Inner & Outer Steel Tanks built to UL Standards	International Fire Code (IFC)
Uniform Fire Code UFC “Protected” Tank	National Fire Protection (NFPA) 30 & 30A
Steel Tank Institute (STI) Standard F941 for Thermally Insulated Above Ground Storage Tanks	
California Air Resources Board (CARB) for Air Emissions	



FLAMESHIELD BENEFITS:

Tested 2-Hour Fire Resistance
Built to UL142 Standards
Tested by Southwest Research Institute to SwRI 97-04
Fully Monitorable Interstitial Space for Leak Detection



Customer choice of type and size of tanks of tanks	Epoxy exterior primer & acrylic polyurethane coating
Mounted on saddles w/ engineered hurricane tie downs	Emergency Vent (D)
Atmospheric Vent (F)	2" NPT Fitting (I)
6" NPT Fitting (B)	Lifting Lugs (E)
Interstitial Leak Port (H)	4" NPT Fitting (A) (C)
16" (500-1000 Gal.) or 18" (2000–30000 Gal.) manway (G)	



Customer choice of type and size of tanks	Epoxy exterior primer & acrylic polyurethane coating
Bracket, piping, valves for pump if not mounted on top of tank	Mounted on saddles w/ engineered hurricane tiedowns
Monitoring well w/ 2" cap	Decal Kit
Pump & Meter assembly w/ bracket (B)	Interstitial Leak Gauge (C)
818 Clock Gauge (H)	7.5 Gal. Overspill w/ lockable cap (I)
18' or 12' fuel hose w/automatic nozzle, swivel, breakaway (A)	16' (500 -1000 Gal.) or 18' (2000-30000 Gal.) manway (G)
Emergency Vent (D)	Atmospheric Vent (F)
Step Ladder w/ platform (J)	Lifting Lugs (E)
918 Clock Gauge w. high level alarm (optional)	Two hose and split configurations (optional)





Customer choice of type and size of tanks	Epoxy exterior primer & acrylic polyurethane coating
UL Listed dispensing box mounted on tank	Mounted on saddles w/ engineered hurricane tiedowns
Step Ladder and Safety Shield (A)	Decal Kit
Interstitial Leak Gauge (C)	2" Ball Valve Drain (P)
Electric Package for Pumps and Switches (R)	Ball Stop, Nozzle, Breakaway, Swivel (M)
Dispensing & Fill Box w/ ROM door (roll-up) 3'x6' (J)	1"x25' hose on Hannay Spring Loaded Hose Reel, swivel, breakaway and nozzle drop box (L)
Spin-on Filter & Housing Assembly (Q)	Overfill Prevention Valve (O)
918 Clock Gauge (G) with High Level Alarm (N)	Total Controls Piston Meter w/ 10.1 Pulser (K)
Monitoring Well w/ 2" cap (B)	Emergency Vent (F) , Atmospheric Vent (E)
Ground Fill Line (H)	18" (5000-30000 Gal.) Manway (D)
FE Petro 3/4 HP pump w. anti-siphon valve & ball valve (I)	



Customer choice of type and size of tanks	Epoxy exterior primer & acrylic polyurethane coating
1.5" Pickup with drop tube and foot valve 6" from bottom of tank	Mounted on saddles w/ engineered hurricane tiedowns
16' (500-1000 Gal.) or 18' (2000-30000 Gal.) manway (F)	Supply Line Fitting (A)
Return Line Fitting (B)	Step Ladder w/Platform (J)
7.5 Gallon Overspill (I)	Emergency Vent (C)
Atmospheric Vent (E)	818 Clock Gauge (H)
Interstitial Leak Gauge (G)	Lifting Lugs (D)
918 Clock Gauge with High Level Alarm (optional)	Split configurations (optional)
Ground level fill w. overfill prevention (optional)	AXI Fuel Polishing System (optional)



Customer choice of type and size of tanks	Epoxy exterior primer & acrylic polyurethane coating
Decal Kit	Mounted on saddles w/ engineered hurricane tiedowns
High volume spin-on filter	12' or 18' fuel hose with automatic shut-off nozzle, swivel, breakaway
Electric package for pumps, switches, and controls	3/4 HP Pump assembly w. anti-siphon valve & ball valve (B)
Bennett single product dispenser (A) with 10:1 pulsar	Step ladder w/ platform (J)
7.5 Gallon Overspill (I)	Interstitial Leak Gauge (C)
Emergency Vent (D)	Atmospheric Vent (F)
818 Clock Gauge (H)	16" (500-1000 Gal.) or 18" (2000-30000 Gal.) manway (G)
Lifting Lugs (E)	918 Clock Gauge w. high level alarm (optional)
Split configurations (optional)	Ground level fill with overfill prevention (optional)



Customer choice of type and size of tanks	Epoxy exterior primer & acrylic polyurethane coating
Monitoring well with 2" cap	Mounted on saddles w/ engineered hurricane tiedowns
16" (500—1000 Gal) or 18" (2000—30000 Gal) manway	3/4 HP pump assy. with anti-siphon valve and ball valve (H)
7.5 Gallon overflow with lockable cap (B)	Electric package for pumps, switches, and controls (J)
900 series 1" digital meter (I)	12' or 18' fuel hose with swivel, breakaway and nozzle (K)
Step ladder with platform (A)	Morrison Brothers 818 clock gauge (C)
Emergency Vent (E) and Atmospheric Vent (G)	Spin-on Filter & Housing (L)
Krueger Interstitial leak gauge (F)	Lifting lugs (D)
Decal Kit	918 Clock Gauge with High Level Alarm (optional)
Split configurations (optional)	Ground level fill with overfill protection (optional)

**E-CUBE MOBILE 119G**

Capacity: 119 Gallons

Length: 54"

Width: 40"

Height: 32"

PRIMARY:

3" fusible fill cap, 2" pressure vacuum vent, standard breather vent, 3 x 1 1/4" feed

Fitting Plate: sockets, 3 x 1" return sockets, float level fuel gauge

SECONDARY:

Fitting Plate: Supplied with blank plate as standard, optional return & feed sockets available.

**E-CUBE MOBILE 250G**

Capacity: 250 Gallons

Length: 61"

Width: 40"

Height: 42"

PRIMARY:

3" fusible fill cap, 2" pressure vacuum vent, standard breather vent, 3 x 1 1/4" feed

Fitting Plate: sockets, 3 x 1" return sockets, float level fuel gauge

SECONDARY:

Fitting Plate: Supplied with blank plate as standard, optional return & feed sockets available.

**E-CUBE MOBILE 528G**

Capacity: 528 Gallons

Length: 99"

Width: 43"

Height: 42"

PRIMARY:

3" fusible fill cap, 2" pressure vacuum vent, standard breather vent, 3 x 1 1/4" feed

Fitting Plate: sockets, 3 x 1" return sockets, float level fuel gauge

SECONDARY:

Fitting Plate: Supplied with blank plate as standard, optional return & feed sockets available.

**E-CUBE MOBILE 792G**

Capacity: 792 Gallons

Length: 99"

Width: 63"

Height: 42"

PRIMARY:

3" fusible fill cap, 2" pressure vacuum vent, standard breather vent, 3 x 1 1/4" feed

Fitting Plate: sockets, 3 x 1" return sockets, float level fuel gauge

SECONDARY:

Fitting Plate: Supplied with blank plate as standard, optional return & feed sockets available.



E-CUBE MOBILE 1188G

Capacity: 1188 Gallons

Length: 121"

Width: 82"

Height: 50"

PRIMARY:

3" fusible fill cap, 2" pressure vacuum vent, standard breather vent, 3 x 1 1/4" feed

Fitting Plate: sockets, 3 x 1" return sockets, float level fuel gauge

SECONDARY:

Fitting Plate: Supplied with blank plate as standard, optional return & feed sockets available.

Std Equipment & Accessories

External Lid	Secondary Hatch Fittings Plate (fitting optional extra)
Primary Hatch Cover Lid	Inner Primary Tank Lifting Lug
Stacking Cover with Lifting Lugs	Inner Primary Tank
Primary Hatch Fittings Plate	External Bund Tank
Bracket for Dispensing Nozzle	Skid Mounted Base Frame
Internal Steel Fuel Pipes	Bi-directional Forklift Pockets
Pump Bracket System	Primary Hatch Plate
Hose Reel Brackets	Stacking Corner & Lifting Lug
Forklift Access	Universal Pump Bracket
Unique extra large secondary hatch lid opening	Contact us for additional accessories available

Approvals & Certifications:

- UL-142 / UL-S601
- Vibration Tested

- Lifting when Full Certified
- (IBC) Intermediate Bulk Container
- UN31 A/Y US D.O.T
- UN31 A/Y Certified to haul Diesel by road

**ST EX50 12V DC Standard****15 GPM**

#P-ST EX50 12V DC STANDARD

- EX50 12V DC Fuel Transfer Pump
- Automatic UL-nozzle
- 13ft anti-kink delivery hose
- Battery cables with positive and negative crocodile clips
- Flanged components for easy installation & replacement without sealant.
- Spring-loaded reinforced vanes provide higher suction capabilities and keep consistent pressure and fluid displacement at all times

**ST EX50 12V DC Premium****15 GPM**

#P-ST EX50 120V AC PREMIUM

- EX50 12V DC Fuel Transfer Pump
- Automatic UL-nozzle
- 13ft anti-kink delivery hose
- Battery cables with positive and negative crocodile clips
- K24 Flow Meter
- Inline particulate filter
- Flanged components for easy installation & replacement without sealant.
- Spring-loaded reinforced vanes provide higher suction capabilities and keep consistent pressure and fluid displacement at all times

ST EX50 120V AC Standard**15 GPM**

#P-ST EX50 120V AC STANDARD

- EX50 120V AC Fuel Transfer Pump
- Automatic UL-nozzle
- 13ft anti-kink delivery hose
- Power cord
- Flanged components for easy installation & replacement without sealant.
- Spring-loaded reinforced vanes provide higher suction capabilities and keep consistent pressure and fluid displacement at all times

**ST EX50 120V AC Premium****15 GPM**

#P-ST EX50 120V AC PREMIUM

- EX50 120V AC Fuel Transfer Pump
- Automatic UL-nozzle
- 13ft anti-kink delivery hose
- Power cord
- K24 Flow Meter
- Inline particulate filter
- Flanged components for easy installation & replacement without sealant.
- Spring-loaded reinforced vanes provide higher suction capabilities and keep consistent pressure and fluid displacement at all times

PIUSI K24 Flow Meter**2 - 32GPM**

#P-F00408U00



- Turbine meter with digital display to measure the fluid dispensed and give flow rate indication
- Bi-directional to allow flow to be counted either way (only on aluminum and ATEX versions)
- +/- 1% accuracy
- 5 Digit partial totalizer & 6 Digit totalizer
- Working temperature -10° C / +50° C
- LCD display powered by two AAA batteries
- Diesel, ATEX, and AdBlue® versions available



K24 Flow Meter and Cim-Tek Hydrosorb Filter connected to Pump Kit

**In-Line Digital Turbine Meter****2 - 35GPM**

#P-TT10AN

- Aluminum housing
- 1" NPT
- Operating pressure: 50 psi
- -40°F-176°F / -40°C-60°C
- +/-1.00% meter accuracy
- Dimension: 4w x 2.6d x 2.9h
- Measures ounces, pints, quarts, liters, or gallons
- 2 AA battery power source
- Weight: 15 oz.
- UL/cUL, CE, ATEX, ICECEX
- Compatible with gasoline, diesel, jet fuel, 10W oil, heptane, kerosene and mineral spirits

**Foot Mounted Pump W/ BSPT****25GPM**

#P-NX3205FE

- Continuous duty for fuel transfer
- Compatible with diesel, gasoline, biodiesel up to B20, E15, kerosene, mineral spirits
- Intelligent tones - indicate where attention is needed
- Lower amp draw - save battery power and pump life
- Lighter - great for mobile tanks, even aluminum
- Auto power down - after 20 minutes of inactivity
- Magnetic switch - smooth and field replaceable
- Removable power cord - convenient and safe
- Improved suction lift - variable speed motor adjusts to load
- UL, cUL, CE, Atex, IECEx Listed
- 12V or 24V DC



3" Adapter Male/Female Thread

#P-800A-A600 1C

- Aluminum



3" Dust Cap

#P-800DC-A06001C

- For use with aluminum adapters



Quick Disconnect Female Coupler

1/2"

#P-4HTF4 1/2" FEMALE QUICK DIS

3/4"

#P-6HTF6 3/4" FEMALE QUICK DIS

- NPTF threads



Quick Disconnect Male Nipple

1/2"

#P-HT4F4 1/2" MALE QUICK DIS

3/4"

#P-HT6F6 3/4" MALE QUICK DIS

- NPTF threads



Bushing Reducer

1 1/4" X 3/4"

#P-0308-90708

1 1/4" X 1/2"

#P-0308-90716

1" X 3/4"

#P-0308-90666

1" X 1/2"

#P-0308-90672



Jomar M X F Thrd Ball Valve

1/2"

P-JOMAR 100-603

3/4"

P-JOMAR 100-604



1/2" Fuel Hose

1/2" x 18' Novaflex 843BT Fuel Hose w/ Male Ends

P-JGB 1/2" x 18'

1/2" x 30' Novaflex 843BT Fuel Hose w/ Male Ends

P-JGB 1/2" X 30'

1/2" x 50' Novaflex 843BT Fuel Hose w/ Male Ends

P-JGB 1/2" x 50'



3/4" Fuel Hose

3/4" x 18' Novaflex 843BT Fuel Hose w/ Male Ends

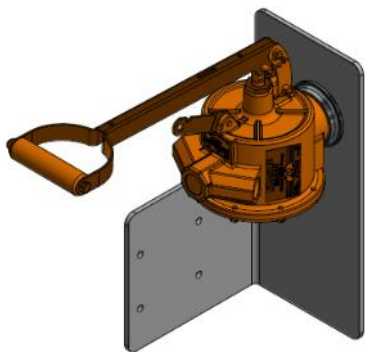
P-JGB 3/4" x 18'

3/4" x 30' Novaflex 843BT Fuel Hose w/ Male Ends

P-JGB 3/4" X 30'

3/4" x 50' Novaflex 843BT Fuel Hose w/ Male Ends

P-JGB 3/4" x 50'



Bracket for Hand Pump

#E-ECUBE HAND PUMP BRACKET



Hand Pump

#P-FR151

Up to 20 gallons per 100 strokes, heavy duty, cast aluminum fuel transfer piston hand pump with stainless steel liner.

Designed for gasoline, diesel, biodiesel up to B20, E-15 and Kerosene.

Includes a 20- 34.5 telescoping steel suction pipe, nozzle spout and 8' hose. UL/cUL, ATEX, CE approved.



Hannay Hose Reel N815

#E-N815-23-24-10.5

- Fits 40 feet of 3/4" Hose or 20 feet of 1" Hose
- Inlet/Outlet: 90° F x F Balanced Pressure Swivel Joint with Viton Mounted Left
- 3/4" Female NPT Riser
- Reverse 'J' Spring Mounted Right
- N203 Toller in 'VR' Position
- Paint, Graphite

PIUSI Hose Reel N40

3/4"

#E-F00750N40

- 32 feet of 3/4" Hose
- Fits 2019+ E-Cube Models except 119 Gallons (ECM-119G)

NO IMAGE
AVAILABLE



Emergency Vent Package

#E-ECUBE VENT ASSEMBLY

Emergency vents provide high capacity pressure relief if the tank is exposed to fire. When the internal tank pressure reaches the opening pressure of the vent, the weighted cover moves up on the center pin allowing air to escape.

When the internal tank pressure falls, the cover automatically lowers back onto the body and is automatically reset.

UL Listed emergency vent (pressure relief only) used on aboveground storage tanks, as a code requirement, to help prevent the tank from becoming over-pressurized and possibly rupturing if ever exposed to fire.

The vent must be used in conjunction with a "normal vent."

- Automatically resets after opening
- Durable powder coated cast iron cover



envirosafe™
FUEL STORAGE CUBES

Design Features:

Bi-directional forklift plates, internal baffle plates, galvanized hatch plates, stacking corners & lifting lugs for safe & easy handling

Designed to stack inside shipping containers & across truck beds

Unique Hexagonal corners for extra strength, two letter box openings for safe & secure hose connections

Large designed dispensing gun equipment compartment with fixed arrangements to carry hose reels, pumps, gun nozzles, cables, batteries & alarms

110% bunded tank capacity – to meet the global environmental regulations

Completely removable inner tank for easy maintenance & cleaning

Primary & secondary hatch plates – for multiple use & versatility.

Space efficient design – easily stacked 2 high when full & 3 high when empty

Unique pitched outer lid – designed to allow for dust & rain regress

The primary hatch plates comes with a secure lockable design & has beading around the lid closing position



Heavy Duty Trailer for Mobile Fuel Storage Cubes

- Heavy Duty Frame, Cross Member and Tongue
- LED Lighting
- 1/8" Steel Floor Plate on Trailer Deck
- 5,000lb Tongue Jack with Sand Pad/Foot
- Adjustable Coupler 2 5/16" or Lunette Eye—20,000lb.
- 6" Structural Channel For Mounting E-Cube Mobile Fuel Tank
- 15" Bias Ply Tires, Load Range "C"
- E-Coated White Modular Wheels (Special Primed Process / Rust Prohibitive)
- E-Z Lube Hubs
- Heavy Duty Steel Diamond Plated Fenders
- (2) Dexter 3,500lb Torflex Axles with Electric Brake on Each Wheel

4x8 Heavy Duty E-Cube Trailer

#E-TRAILER 4X8 FOR 125G/250G

- Trailer Weight: 970 lbs.

Galvanizing (Frame, Axles, Wheels) for 4X8 Trailer
**** additional cost, optional***

#E-GALVANIZING FOR TRAILER 4X8

5x10 Heavy Duty E-Cube Trailer

#E-TRAILER 5X10 FOR 528G

- Trailer Weight: 1,165 lbs.

Galvanizing (Frame, Axles, Wheels) for 5X10 Trailer
**** additional cost, optional***

#E-GALVANIZING FOR TRAILER 5X10



Envirosafe carries a full line of **Fill-Rite** fuel transfer pumps for above ground fuel tanks and other bulk fuel systems. Our heavy duty pumps are suitable for the transfer and dispensing of gasoline, diesel, fuel oil, bio fuel, AV gas and more.



Fill-Rite FR303V for use with AST Remote Dispensers

- Pump only
- 20 GPM (75 LPM)
- 1/2 HP Motor
- UL/cUL listed pump and motor
- Self Priming
- Check valve, pressure relief
- Compatible with gas, diesel, B20, E-15 and Kerosene
- Heavy Duty cast iron construction
- 2 Year Warranty
- Iron Rotor
- 115/230V



Fill-Rite FR313V for use with AST Remote Dispensers

- Pump only
- 35 GPM (132 LPM)
- 3/4 HP Motor
- UL/cUL listed pump and motor
- Self Priming
- Check valve, pressure relief
- 115/230V
- Compatible with gas, diesel, B20, E-15 and Kerosene
- Heavy Duty cast iron construction
- 2 Year Warranty
- Iron Rotor with carbon rotary vanes
- 2" threaded bung for tank openings



Fill-Rite FR713V for use with AST Remote Dispensers

- Pump only
- 20 GPM (76 LPM)
- UL/cUL listed pump and motor
- Heavy Duty cast iron construction
- Compatible with gas, diesel, B20, E-15 and Kerosene
- 115V
- 2 Year Warranty
- 2" threaded base for tank mounting



Fill-Rite BD700V AC Fuel Pump

- Biodiesel fuel B20-B100
- 18 GPM (68 LPM)
- 1/3 HP motor
- UL/cUL listed pump and motor
- Heavy duty cast iron construction
- 2 Year Warranty
- Check valve, pressure relief valve and strainer Included
- 3/4" x 12' hose with static wire
- Manual nozzle
- 2 in threaded base for tank mounting



Fill-Rite FR300VN AC Fuel Pump

- Pump only
- Shown with optional hose and manual nozzle
- 20 GPM (75 LPM)
- 1/2 HP motor
- UL/cUL listed pump and motor
- Compatible with gasoline, diesel, B20, E-15 and Kerosene
- Heavy duty cast iron construction
- 2 Year Warranty
- 2" threaded bung for tank openings
- Iron rotor with carbon rotary vanes
- Self priming
- Check valve, pressure relief



Fill-Rite FR310VARC AC Fuel Pump

- Accessories rated to -20°F (-29°C)
- 35 GPM (132 LPM)
- Diesel, Kerosene, E15 and Biodiesel up to B20
- 3/4 HP, UL/cUL motor
- 2 Year Warranty
- Heavy Duty cast iron construction
- 2" threaded bung mount
- Iron rotor with carbon rotary vanes
- Self priming
- Built-in strainer
- Check valve, pressure relief
- 1" x 20 ft artic hose with static wire
- 1" FNPT artic automatic nozzle with diesel spout
- 1" artic swivel



Fill-Rite FR310VB AC Fuel Pump

- 35 GPM (132 LPM)
- 3/4 HP, UL/cUL motor
- UL/cUL listed
- Compatible with gasoline, diesel, B20, E-15 and Kerosene
- 2 Year Warranty
- Cast iron construction
- 2" threaded bung for tank openings
- Iron rotor with carbon rotary vanes
- Self priming
- Check valve, pressure relief
- Includes 18' hose and 1 ultra high flow automatic nozzle
- Shown with manual nozzle



Fill-Rite FR310VEN AC Fuel Pump

- Pump only
- 130 LPM
- 0,56 kW motor
- 10 Motor amps
- 115/230 VAC
- 1,8 Bar Max Pressure
- 30 Minute Duty Cycle
- 50/60 Hz
- Thermal Overload Protection
- 1.5 in Inlet, 1 in Outlet, BSPP-F Ports
- 2" BSPT-M Tank Adapter
- By-pass Valves
- Built-in Strainer
- Self Priming



Fill-Rite FR311VB AC Fuel Pump

- 30 GPM (113 LPM)
- 3/4 HP motor
- UL/cUL listed pump and motor
- Compatible with gasoline diesel, B20, E-15 and Kerosene
- Heavy duty cast iron construction
- 2 Year Warranty
- 2" threaded bung for tank openings
- Iron rotor with carbon rotary vanes
- Self priming
- Check valve, pressure relief
- 1" ultra high flow nozzle
- 1" x 18 ft hose with static wire
- 901L liter mechanical meter



Fill-Rite FR311VELN AC Fuel Pump

- Pump and liter meter only
- Shown with optional hose and manual nozzle
- 120 LPM
- 0,56 kW Motor
- 13 Motor Amps
- 115/230 VAC
- 4-Wheel Mechanical Meter (Model 901LX418)
- Built-in Strainer
- Self Priming
- 7 Totalizer Digits
- +/- 2,00% Meter Accuracy
- 1,8 Bar Max Pressure
- 50/60 Hz
- Thermal Overload Protection
- 1.5" Inlet, 1" Outlet, BSPT-F Ports
- 2" BSPT-M Tank Adapter
- By-pass Valves

FILL-RITE®



Fill-Rite FR311VLB AC Fuel Pump

- 30 GPM (113 LPM)
- 3/4 HP motor
- UL/cUL listed pump and motor
- Heavy duty cast iron construction
- 2 Year Warranty
- 2" threaded bung for tank openings
- Iron rotor with carbon rotary vanes
- Self priming
- Check valve, pressure relief
- 1" ultra high flow nozzle
- 1" x 18' hose with static wire
- 901L liter mechanical meter



Fill-Rite FR311VLN AC Fuel Pump

- Pump and liter meter only
- Shown with optional hose and manual nozzle
- 30 GPM (113 LPM)
- 3/4 HP motor
- UL/cUL listed pump and motor
- Compatible with gasoline, diesel, B20, E-15 and Kerosene
- 2 Year Warranty
- 2" threaded bung for tank openings
- Iron rotor with carbon rotary vanes
- Self priming
- Check valve, pressure relief
- 901L meter



Fill-Rite FR311VN AC Fuel Pump

- Pump and meter only
- 35 GPM (132 LPM)
- 3/4 HP motor
- UL/cUL listed pump and motor
- Compatible with gasoline, diesel, B20, E-15 and Kerosene
- Heavy Duty cast iron construction
- 2 Year Warranty
- 2" threaded bung for tank openings
- Iron rotor with carbon rotary vanes
- Self priming
- Check valve pressure relief
- 901 meter



Fill-Rite FR319VBP AC Fuel Pump

- 27 GPM (102 LPM)
- 3/4 HP motor
- 900DP digital flow meter with integrated pulse output
- Compatible with gasoline, diesel, B20, E-15, and Kerosene
- 18' lift capacity
- Thermally protected motor
- 30-minute duty cycle
- Ultra high flow nozzle
- 1" x 18 ft hose



Fill-Rite FR604G AC Fuel Pump

- Up to 15 GPM
- 1/4 HP motor
- UL/cUL listed pump and motor
- Diesel, gasoline, kerosene, E15 and Biodiesel up to B20
- 2 Year Warranty
- 2" threaded base for tank mounting
- Cast bronze rotor with bronze rotary vanes
- Self priming
- Replaces FR604



Fill-Rite FR610G AC Fuel Pump

- 15 GPM (57 LPM)
- 1/4 HP motor
- UL/cUL listed pump and motor
- Heavy Duty cast iron construction
- Diesel, Gasoline, Kerosene, E15, and Biodiesel up to B20
- 2 Year Warranty
- Iron rotor with carbon rotary vanes
- Self priming
- Check valve, pressure release valve, and strainer included
- 3/4" x 12 ft hose with static wire
- Manual Nozzle
- Replaces FR610C



Fill-Rite FR610GA AC Fuel Pump

- 15 GPM (57 LPM)
- 1/4 HP motor
- UL/cUL listed pump and motor
- Heavy Duty cast iron construction
- Diesel, Gasoline, Kerosene, E15, and Biodiesel up to B20
- 2 Year Warranty
- 2" threaded base for tank mounting
- Cast bronze rotor with bronze rotary vanes
- Self priming
- 3/4" x 12' hose with static wire
- Automatic Nozzle
- Replaces FR610CA



Fill-Rite FR705VEL AC Fuel Pump

- Up to 57 LPM
- 0,25 kW Motor
- 22 Motor Amps
- 230 VAC Voltage
- 3-Wheel Mechanical Meter (Model Number 807CL1X418)
- 6 Totalizer Digits
- Self Priming
- +/- 100% Meter Accuracy
- 50/60 Max Pressure
- Thermal Overload Protection
- 1" Inlet and Outlet, BSPT-F Ports
- 2" BSPT-M Tank Adapter
- By-pass Vales, Built-in strainer & Check Valve
- 30 Minute Duty Cycle



Fill-Rite FR701VA AC Fuel Pump

- 10.5 GPM (40 LPM)
- 1/3 HP Motor
- UL/cUL listed pump and motor
- Heavy Duty cast iron construction
- 2 Year Warranty
- 2" threaded base for tank mounting
- Iron rotor with carbon rotary vanes
- Self priming
- Check valve, pressure release valve, and strainer included.
- 3/4" x 12' hose with static wire
- 807C Gallon meter
- Automatic Nozzle



Fill-Rite FR311VLN AC Fuel Pump

- Pump and liter meter only
- 30 GPM (113 LPM)
- 3/4 HP motor
- UL/cUL listed pump and motor
- Compatible with gasoline, diesel, B20, E-15 and Kerosene
- Heavy Duty cast iron construction
- 2 Year Warranty
- 2" threaded bung for tank openings
- Iron rotor with carbon rotary vanes
- Self priming
- Check valve, pressure relief valve
- 901L meter



Fill-Rite FR701VL AC Fuel Pump

- 15 GPM (57 LPM)
- 1/3 HP motor
- UL/cUL listed pump and motor
- Heavy duty cast iron construction
- Diesel, Gasoline, Kerosene, E15, Biodiesel up to B20
- 2 Year Warranty
- 2" threaded base for tank mounting
- Iron rotor with carbon rotary vanes
- Self priming
- Check valve, pressure relief valve, and strainer included.
- 3/4" x 12' hose with static wire
- 807CL liter meter



Fill-Rite FR705VE AC Fuel Pump

- Up to 76 LPM
- 0,25 kW motor
- 230 VAC
- 1,6 Bar Max Pressure
- 50/60 Hz
- Thermal Overload Protection
- 1" Inlet and Outlet, BSPP-F Ports
- 2" BSPT-M Tank Adapter
- By-pass Valves
- Built-in Strainer
- Anti-Siphon Valve Available
- 30 Minute Duty Cycle
- Self Priming



Fill-Rite FR710VN AC Fuel Pump

- Up to 20 GPM (76 LPM)
- 1/3 HP motor
- UL/cUL listed pump and motor
- Heavy Duty cast iron construction
- Diesel, gasoline, kerosene, E15, Biodiesel up to B20
- 2 Year Warranty
- 2" threaded base for tank mounting
- Iron rotor with carbon rotary vanes
- Self priming
- Check valve, pressure relief valve, and strainer included.



Fill-Rite FR711VLA AC Fuel Pump

- Up to 18 GPM (68 LPM)
- UL/cUL listed pump and motor
- Heavy Duty cast iron construction
- Diesel, gasoline, kerosene, E15, and Biodiesel up to B20
- 2 Year Warranty
- 2" threaded base for tank mounting
- Iron rotor with carbon rotary vanes
- Self priming
- Check valve, pressure relief valve, and strainer included
- 1" x 18 ft UL listed hose
- 901L mechanical liter meter



Fill-Rite SD602G AC Fuel Pump

- 13 GPM (49 LPM)
- 1/4 HP motor
- UL/cUL listed pump and motor
- Heavy Duty cast iron construction
- Diesel, gasoline, kerosene, E15, Biodiesel up to B20
- Manual Nozzle
- 1 Year Warranty
- 2" threaded base for tank mounting
- Cast bronze rotor with bronze rotary vanes
- Self priming
- 3/4" x 12' hose with static wire



Fill-Rite 1204G 12 Volt DC Pump Only

- Up to 15 GPM
- 1/4 HP motor
- UL/cUL listed motor
- Compatible with Diesel, Gasoline, Kerosene, E15, and Biodiesel up to B20
- 2 year warranty
- Built-in strainer
- 2" threaded base for tank mounting
- Heavy duty cast iron construction
- Cast bronze rotor with bronze rotary vanes
- Replaces FR1204



Fill-Rite FR4204G DC High Flow Pump

- 12 Volt DC
- 20 GPM (76 LPM)
- UL approved motor
- Heavy duty cast iron
- Diesel, Gasoline, Kerosene, E15, Biodiesel up to B20
- 2 Year Warranty
- 2" threaded base for tank mounting
- Heavy duty cast iron construction
- Built-in strainer
- Cast bronze rotor with bronze rotary vanes
- Replaces FR4204



Fill-Rite FR4210G High Flow Pump w/ Hose and Nozzle

- 12 Volt DC
- 20 GPM (76 LPM)
- UL approved motor
- Heavy duty cast iron
- Compatible with Diesel, Gasoline, Kerosene, E15, Biodiesel up to B20
- 2 Year Warranty
- 2" threaded base for tank mounting
- Heavy duty cast iron construction
- Cast bronze rotor with bronze rotary vanes
- Built-in strainer
- 1" x 12' hose with static wire
- Manual nozzle
- Replaces FR4210D



Fill-Rite FR4211G High Flow Pump w/ Hose, Nozzle, Meter

- 12 Volt DC
- 76 LPM (20 GPM)
- UL approved motor
- Compatible with Diesel, Gasoline, Kerosene, E15, Biodiesel up to B20
- 2 Year Warranty
- 2" threaded base for tank mounting
- Heavy duty cast iron construction
- Cast bronze rotor with bronze rotary vanes
- Built-in strainer
- 1" x 12' hose with static wire
- Replaces FR4211C



Fill-Rite FR4210GBFQ Pump w/ Hose, Nozzle, Filter

- 12 Volt DC
- 20 GPM (76 LPM)
- UL approved motor
- Compatible with Diesel, Gasoline, Kerosene, E15, Biodiesel up to B20
- 2 Year Warranty
- 2" threaded base for tank mounting
- Cast bronze rotor with bronze rotary vanes
- Built-in strainer
- 1" x 12' hose with static wire
- Ultra high flow Nozzle
- Filter
- Heavy duty cast iron construction
- Replaces FR4210DBFQ



Fill-Rite FR4211GL High Flow Pump w/ Hose, Nozzle, Meter

- 12 Volt DC
- UL approved motor
- Compatible with Diesel, Gasoline, Kerosene, E15, Biodiesel up to B20
- 2 Year Warranty
- 2" threaded base for tank mounting
- Heavy Duty cast iron construction
- Built-in strainer
- 1", x 12' hose with static wire
- 901L mechanical meter (Liters)
- Manual Nozzle
- Replaces FR4211CL



Fill-Rite FR1210GA Pump w/ Hose and Automatic Nozzle

- 12 Volt DC
- Up to 15 GPM
- UL/cUL listed motor
- Compatible with Diesel, Gasoline, Kerosene, E15, Biodiesel up to B20
- 2 Year Warranty
- 2" threaded base for tank mount
- Heavy duty cast iron construction
- Cast bronze rotor with bronze rotary vanes
- Built-in strainer
- 12' Hose with Static Wire
- 3/4" Automatic Nozzle



Fill-Rite FR1210G Pump w/ Hose and Manual Nozzle

- 12 Volt DC
- Up to 15 GPM
- 1/4 HP motor
- UL/cUL listed motor
- Compatible with Diesel, Gasoline, Kerosene, E15, Biodiesel up to B20
- 2 Year Warranty
- Built-in strainer
- 2" threaded base for tank mounting
- Heavy Duty cast iron construction
- Cast bronze rotor with bronze rotary vanes
- 12' hose with static wire
- Replaces FR1210C



Fill-Rite FR1211G Pump w/ Hose, Manual Nozzle, Meter

- 12 Volt DC
- Up to 15 GPM
- 1/4 HP motor
- UL/cUL listed
- Compatible with Diesel, Gasoline, Kerosene, E15, Biodiesel up to B20
- 12' hose with static wire
- 2 Year Warranty
- 2" threaded base for tank mounting
- Heavy Duty cast iron construction
- Cast bronze rotor with bronze rotary vanes
- Built-in strainer
- 807C Meter



Fill-Rite FR1616 Portable 10 GPM Fuel Transfer Pump

- 12 Volt DC
- Includes Hose, Nozzle, Suction Pipe
- 10 GPM
- 1/5 HP Motor
- 17 Amps, 3800 RPM
- Not to be used for dispensing gasoline, alcohol, or waste vegetable oil used for biodiesel
- 6.5' power cable with battery clips
- Polypropylene nozzle with swivel
- Diesel and Antifreeze
- 30 Minute Duty Cycle
- 1 Year Warranty
- Self Priming
- Bypass valve and lip seal for leak prevention
- Cast Iron body
- 8' PVC discharge hose
- Strainer and Plastic telescoping pipe



Fill-Rite FR1211GL Pump w/ Hose, Manual Nozzle, Meter

- 12 Volt DC
- 807C Liter Meter (up to 57 LPM)
- 1/4 HP motor
- UL/cUL listed
- 2 Year Warranty
- 2" threaded base for tank mounting
- Compatible with Diesel, Gasoline, Kerosene, E15, Biodiesel up to B20
- Heavy Duty cast iron construction
- Cast bronze rotor with bronze rotary vanes
- Built-in strainer
- 12' hose with static wire
- Replaces FR1211CL



Fill-Rite FR4210GB Pump w/ Hose, Ultra Hi-Flow Nozzle

- 12 Volt DC
- 20 GPM (76 LPM)
- UL approved motor
- Heavy Duty cast iron construction
- 2 Year Warranty
- Compatible with Diesel, Gasoline, Kerosene, E15, Biodiesel up to B20
- 2" threaded base for tank mounting
- Cast bronze rotor with bronze rotary vanes
- Built-in strainer
- 1" x 12' hose with static wire
- Ultra High Flow Nozzle
- Replaces FR4210DB



Fill-Rite FR1205GE DC Fuel Pump

- Up to 57 LPM
- ATEX, ANZEx and INMETRO IEC motor approved
- 0.19 Motor kW, 20 Motor Amps
- Built-in strainer
- By-pass Valves
- 12 VDC Voltage Type
- 1" Inlet, 3/4" Outlet, BSPP-F Ports
- 1,1 Bar Max Pressure
- Thermal Overload Protection
- 2" BSPT-M Tank Adapter
- 30-Minute Duty Cycle
- Self Priming



Fill-Rite FR1210GARC DC Artic Fuel Pump

- Accessories rated to -20°F / -29°C
- Up to 15 GPM (57 LPM)
- 1/4 HP, UL/cUL motor
- Compatible with Diesel, gasoline, kerosene, E15, and biodiesel up to B20
- 2 year warranty
- 2" threaded base for tank mounting
- Built-in strainer
- Heavy Duty cast iron construction
- Cast bronze rotor with bronze rotary vanes
- 15' artic hose with static wire
- 3/4" FNPT artic automatic nozzle with diesel spout
- 3/4" artic swivel
- Replaces FR1210ARC



Fill-Rite FR1614 DC Fuel Pump

- Not to be used for dispensing gasoline, alcohol, or waste vegetable oil used for biodiesel fuel
- 10 GPM
- 1/5 HP motor
- 17 Amps, 3800 RPM
- Diesel and Antifreeze
- 8 ft. PVC discharge hose
- Cast Iron body
- 30 Minute duty cycle
- 1 Year Warranty
- 6.5' power cord with battery clamps
- Bypass valve and lip seal for leak protection
- Polypropylene
- 8' PCVC suction hose with strainer



Fill-Rite FR2404G DC Fuel Pump

- 76 LPM
- Heavy Duty cast iron
- 2 Year Warranty
- 2" threaded base for tank mounting
- Compatible with Diesel, gasoline, kerosene, E15, and biodiesel up to B20
- Cast bronze rotor with bronze rotary vanes
- Built-in strainer
- 1" x 12' hose with static wire
- Manual Nozzle
- Replaces FR4410



Fill-Rite FR2405GE DC Fuel Pump

- 60 LPM
- ATEX, ANZEx, and INMETRO IEC approved
- 0,19 Motor kW
- 10 Motor Amps
- 24 VDC Voltage Type
- 30 Minute Duty Cycle
- 1" Inlet, 3/4" Outlet, BSPP-F Ports
- 1,1 Bar Max Pressure
- Thermal Overload Protection
- 2" BSPT-M Tank Adapter
- By-pass Valves
- Built-in Strainer
- Self Priming



Fill-Rite FR2410G DC Fuel Pump

- 57 LPM
- UL, cUL, ANZEx motor approved
- Heavy duty cast iron
- 2 Year Warranty
- 2" threaded base for tank mounting
- Compatible with Diesel, gasoline, kerosene, E15, and biodiesel up to B20
- Cast bronze with bronze rotary vanes
- Built-in strainer
- Manual Nozzle
- 12' hose with static wire
- Replaces FR2410D



Fill-Rite FR2411G DC Fuel Pump

- 57 LPM
- UL, cUL, ANZEx motor approved
- Heavy Duty cast iron
- 2 Year Warranty
- 2" threaded base for tank mounting
- Compatible with Diesel, gasoline, kerosene, E15, and biodiesel up to B20
- Cast bronze rotor with bronze rotary vanes
- Built-in strainer
- 12' hose with static wire
- 807C mechanical meter
- Manual Nozzle
- Replaces FR2411C



Fill-Rite FR2411GL Fuel Pump

- 56 LPM
- UL, cUL, ANZEx motor approved
- Heavy Duty cast iron
- 2 Year Warranty
- 2" threaded base for tank mounting
- 807 Mechanical Meter
- Built-in strainer
- Compatible with Diesel, gasoline, kerosene, E15, and biodiesel up to B20
- 12' hose with static wire
- Manual Nozzle
- Replaces FR2411CL



Fill-Rite FR4205GE DC Fuel Pump

- 75 LPM
- ATEX, ANZEx and INMETRO IEC approved
- 0.19 Motor kW
- 22 Motor Amps, 12 VDC
- 1" Inlet and Outlet, BSPP-F Ports
- Self Priming
- 1,1 Bar Max Pressure
- Thermal Overload Protection
- 2" BSPT-M Tank Adapter
- By-pass Valves
- Built-in Strainer
- 30 Minute Duty Cycle



Fill-Rite FR4210GARC DC Fuel Pump

- Accessories rated to -20°F (-29°C)
- 20 GPM (75 LPM)
- UL/cUL approved motor
- Heavy duty cast iron construction
- Compatible with Diesel, Gasoline, Kerosene, E15 and Biodiesel up to B20
- 2 Year Warranty
- 2" threaded base for tank mounting
- Cast bronze rotor with bronze rotary valves
- Built-in strainer
- 1" x 20' artic hose with static wire
- 1" FNPT artic automatic nozzle with Diesel spout
- 1" artic swivel



Fill-Rite FR4405GE DC Fuel Pump

- 75 LPM
- ATEX, ANZEx and INMETRO IEC approved
- 0,19 motor kW
- 13 Motor Amps
- 24 VDC voltage type
- 1" Inlet and Outlet, BSPP-F Ports
- 1,1 Bar Max Pressure
- Thermal overload protection
- 2" BSPT-M Tank adapter
- By-pass valves
- Built-in strainer
- 30 Minute Duty cycle
- Self Priming



Fill-Rite FR4410G DC Fuel Pump

- 76 LPM
- Heavy duty cast iron
- 2 Year Warranty
- 2" threaded case for tank mounting
- Built-in strainer
- Compatible with Diesel, Gasoline, Kerosene, E15 and Biodiesel up to B20
- Cast bronze with rotor with bronze rotary vanes
- 1" x 12' hose with static wire
- Manual Nozzle
- Replaces FR4410



Fill-Rite SD1202 Fuel Transfer Pump

- 1/4 HP motor
- 12VDC
- 20 Amp DC Motor
- 13 GPM
- 2600 RPM with 8' maximum lift
- Cast iron housing with buna-n mechanical seal and O-ring for durability
- UL and cUL listed
- Suitable for transfer of Gasoline, Diesel, B20, E-15, Kerosene and Mineral Spirits
- Telescoping suction pipe
- 10' delivery hose
- Manual Nozzle

Bennett 3000 Series - Commercial Fleet Fuel Dispenser

We carry gas dispensers and fuel dispenser parts for the dispensing of a variety of fuels including gas, oil, methanol, diesel, and alternative fuels.

** Flow rates are nominal rates under test conditions. Actual rates will vary subject to installation conditions, hanging hardware used, and submerged pump used if applicable.*

Low Hose Standard Chassis: 30" W x 60" H x 20" D
High Hose Standard Chassis: 30" W x 88" H x 20" D

Available in High or Low Frame

Side or Front Mount Nozzle Boots

Standard flow rate models from 15 GPM to 24 GPM fit most applications and some diesel dispensing applications

Models with flow rates up to 60 GPM are available for high speed diesel fueling

Open communication philosophy allows dispenser interfaces via traditional pulse output or RS485 high speed schemes

Mechanical or 2-Board Electronic

Up to 2 Products Per Side

Up to 2 Hoses Per Side

Suction or Remote Hydraulics

120/240 VAC, 50/60 Hz

Volume Display LCD 8-Digit 1" Tall Numbers

Backlight LED Display

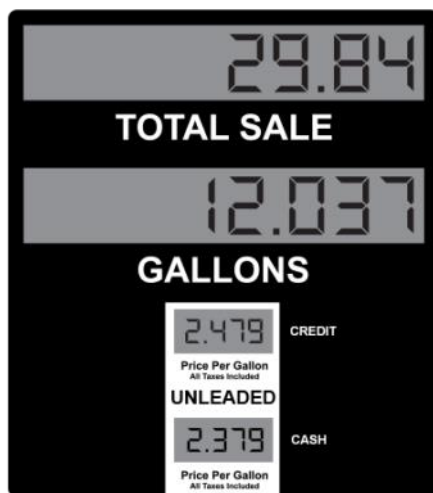
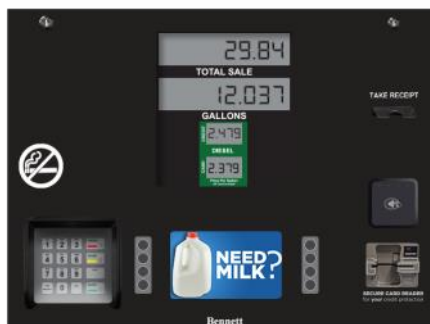
Totalizers: 7-Digit Electro-Mechanical - 1 Per Hose, Electronic Non-Resettable Totals - 8.3 for Volume



The X19 single-board, conformal-coated, surface-mount electronics are significantly more efficient and provide more processing power. These electronics only draw 1.03-Amps of power during flow and only .71-Amps when idle. This is less power draw than a normal 100-watt light bulb.

EMV ready hybrid chip card reader w/ PCI compliant & EMV ready EPP and NFC reader.

An optional feature of the X19 electronics is 2-tier price displays for cash and credit or reward based pricing.



Simplified electronic computer

Stand-alone or Interfaced to Control Device

EMV ready hybrid chip card reader w/ PCI compliant & EMV ready EPP and NFC reader (Retail)

Exclusive eCal™ (Electronic Calibration)

Programmable unit of measure for US Gallons, Liters or Imperial Gallons

Operates on 120/240 VAC, 50/60 Hz

Flow Rates: 18-23 GPM / 68-87 LPM

Backlit Display

Mechanical or 2-Board Electronic (Commercial)

Media Kit with External Audio for 7" Displays (Retail option)

2-Tier Pricing (Retail)

Field configurable for single point or simultaneous master & satellite fueling

Open communication philosophy allows dispenser interfaces via traditional pulse output or RS485 high speed schemes.

Junction box in lower hydraulic area. Standard is wiring terminal strip in electronics head.

Spin-on filter. Internal paper filter cartridge is standard. Includes 10 micron standard filter & adapter.

Bennett 3000 Series - Retail Fleet Fuel Dispenser



Low Hose Standard Chassis: 30" W x 60" H x 20" D
High Hose Standard Chassis: 30" W x 88" H x 20" D

Up to 2 Products Per Side

Up to 2 Hoses Per Side

Straight Grade Only

Suction or Remote Hydraulics

120/240 VAC, 50/60 Hz

18-23 GPM / 68-87 LPM

Inlet 1.5" NPT / Outlet 1" NPT

Bennett Open Protocol / Generic / RS485

Sales LCD Display 8-Digit 1" Tall Numbers

Volume LCD Display 8-Digit 1" Tall Numbers

Price Per UD: LCD 4-Digit .5" Tall Numbers

Backlight LED Display

Totalizers: 7-Digit Electro-Mechanical - 1 Per Hose, Electronic Non-Resettable Totals - 8.3 for Volume, 9.2 for Money

Options:

Payment Options: A variety of payment options are available for front mounted 3000 series dispensers depending on your needs.

EMV-R: 7" Widescreen display with soft keys, Hybrid Chip EMV Card Reader, PCI-Compliant/EMV Ready, High Speed Receipt Printer

Full-EMV: Full EMV payment with 7" display (requires dispenser hub board and in-store hub box)

Credit-Alpha: 7" Widescreen with soft keys, dual-side credit/fleet card reader, Alpha-numeric Pin-Pad, High Speed Receipt printer

Other Options: Low Hose or High Hose, Side Mount or Front Mount Nozzle Boots, Two-Tier Price Displays, Electro-Mechanical Totalizers, Junction Box, Pulse Output Board, Automatic Temperature Compensation, Intercom Speaker, Intercom Speaker with Call Button, Custom Graphics, Valance (high hose models)

Dispenser pedestals serve as a raised platform for piping and installing dispensers/pumps in aboveground fueling systems.

Single Product

AST Pedestal Base, Platform & 1
stabilizer bar kit
#434-14001 AK

Dual Product

AST Pedestal Base, Platform & 2
stabilizer bar kits
#434-14002 AK

**Standard Features & Details:**

Provides containment for small leaks in dispenser piping

AST pedestal sold with a dispenser specific mounting platform

Dispenser pedestal less entry penetrations for desired placement in the field

Pre-drilled anchor holes

Dispenser mounting platform overhangs the pedestal base minimizing the ability for water penetration

Stabilizer bar kits included

Connection boots available

Water tested liquid tight to the 6" level (18 gallon capacity)

12 Gauge Steel, Powder Coated black

Pedestal Dimensions: 34" L x 21" W x 16 1/8" H

Single Product AST Pedestal Base Kit

Opening Size: 22 1/4" x 12"

Dispenser/Pedestal selection Guide: Gasboy Atlas 8700K, 8800K, 9100K, 9800K;
Bennett Big Squirt/Big Fueler 3000 series (Pre August 2017)

Dual Product AST Pedestal Base Kit

Opening Size: 22 1/4" x 12"

Dispenser/Pedestal selection Guide: Gasboy Atlas 8700K, 8800K, 9100K, 9800K;
Bennett Big Squirt/Big Fueler 3000 series (Pre August 2017)



Standard Features & Details:

Provides containment for small leaks in dispenser piping

AST pedestal sold with a dispenser specific mounting platform

Dispenser pedestal less entry penetrations for desired placement in the field

Pre-drilled anchor holes

Dispenser mounting platform overhangs the pedestal base minimizing the ability for water penetration

Stabilizer bar kits included

Connection boots available

Water tested liquid tight to the 6" level (18 gallon capacity)

Stainless Steel

Pedestal Dimensions: 34" L x 21" W x 16 1/8" H

Single Product SS AST Pedestal Base Kit

#434S-14001 AK

Opening Size: 22 1/4" x 12"

Dispenser/Pedestal selection Guide: Gasboy Atlas 8700K, 8800K, 9100K, 9800K;
Bennett Big Squirt/Big Fueler 3000 series (Pre August 2017)

Dual Product SS AST Pedestal Base Kit

#434S-14002 AK

Opening Size: 22 1/4" x 12"

Dispenser/Pedestal selection Guide: Gasboy Atlas 8700K, 8800K, 9100K, 9800K;
Bennett Big Squirt/Big Fueler 3000 series (Pre August 2017)

Envirosafe carries a full line of fuel nozzles, swivels and valves for above ground fuel tanks. We carry them for gasoline (regular and unleaded), diesel and bio fuels. We offer both automatic and manual fuel nozzles for construction, industry fleet non-retail refueling applications and agriculture. Our durable cast aluminum bodies along with super tuff glass filled nylon levers and hand guards, you will experience many seasons of use. We also offer Artic Rated nozzles, rated to -40° F weather.



Fill-Rite 1" Diesel Arctic Fuel Nozzle FRNA100DAU00

- Operates to -40°F (-40°C)
- Compatible with diesel fuels
- UL/cUL listed
- 1" arctic nozzle with diesel spout
- 1" FNPT outlet
- 50 PSI working pressure
- Blue body cover with snow flake marking to clearly identify temperature rating
- Viton seals and O-rings for smooth valve operation
- Heavy duty hanging hook compatible with all Fill-Rite products
- Convenient one-finger hold-open clip to set flow rate
- Automatic shut-off
- Insulated hand grip to minimize hot and cold handling
- Minimal spray pattern to reduce foaming and false shut-offs
- Large spout spring to hold nozzle in place
- Made in the USA



Fill-Rite 1" Ultra Hi-Flow Fuel Nozzle N100DAU13G

- UL listed for gasoline, diesel and kerosene
- 1" NPT-F inlet, 1 1/8" OD spout
- Three-position latch for automatic flow at 30, 24 and 8 GPM
- Angled outlet to minimize hose wear
- 50 PSI working pressure
- Heavy duty hanging hook compatible with all Fill-Rite products
- Automatic shut-off
- Convenient one-finger hold-open clip to set flow rate
- Rated to -20° F operation
- Insulated hand grip to minimize hot and cold handling
- Minimal spray pattern to reduce foaming and false shut offs
- Large spout spring to hold nozzle in place
- Viton seals and O-rings for smooth operation
- Patent Pending, Made in the USA

Fill-Rite 1" UL Manual Fuel Nozzle w/ Hook FRHMN100S

- Compatible with gasoline and diesel
- UL/cUL listed
- 1" aluminum nozzle
- 1" NPT-F outlet
- Manual Nozzle
- 50 PSI working pressure
- Minimal spray pattern to reduce foaming and false shut-offs
- Viton seals and o-rings for smooth valve operation
- Rated to -20° F operation
- Integral hanging hook compatible with all Fill-Rite products
- Made in USA

Fill-Rite 1" Ultra Hi-Flow Fuel Nozzle N100DAU13Y

- UL Listed for Gasoline, Diesel and Kerosene
- 1" NPT-F Inlet, 1 1/8" OD spout
- Three-position latch for automatic flow at 30, 24 and 8 GPM
- Angled outlet to minimize hose wear
- 50 PSI working pressure
- Heavy Duty hanging hook compatible with all Fill-Rite products
- Convenient one-finger-hold-open clip to set flow rate
- Rated to -20° F operation
- Insulated hand grip to minimize hot and cold handling
- Minimal spray pattern to reduce foaming and false shut offs
- Large spout spring to hold nozzle in place
- Viton seals and O-rings for smooth valve operation
- Automatic shut-off
- Patent pending
- Made in USA

Fill-Rite 3/4" Diesel Fuel Nozzle w/ Hook N075DAU10

- Compatible with Diesel
- UL Listed
- 3/4" Aluminum Nozzle
- 3/4" NPT-F outlet
- Automatic shut-off
- 50 PSI working pressure
- Green body cover to indicate diesel compatibility
- Heavy Duty hanging hook compatible with all Fill-Rite products
- Convenient one-finger hold-open clip to set flow rate
- Insulated hand grip to minimize hot and cold handling
- Large spout spring to hold nozzle in place
- Viton seals and O-rings for smooth valve operation
- Rated to -20° F operation
- Made in USA



Fill-Rite 3/4" Auto Fuel Nozzle w/ Hook N075UAU10

- Compatible with un-leaded gasoline
- UL listed
- 3/4" aluminum nozzle
- 3/4" NPT-F outlet
- Automatic shut-off
- 50 PSI working pressure
- Red body cover to indicate gasoline compatibility
- Heavy duty hanging hook compatible with all Fill-Rite products
- Convenient one-finger hold-open clip to set flow rate
- Insulated hand grip to minimize hot and cold handling
- Large spout spring to hold nozzle in place
- Viton seals and O-rings for smooth valve operation
- Rated to -20°F operation
- Made in the USA



Fill-Rite 3/4" Diesel Arctic Fuel Nozzle FRNA075DAU10

- Operates to -40°F (-40°C)
- Compatible with diesel fuels
- UL/cUL listed
- 3/4 in. arctic nozzle with diesel spout
- 3/4 in. FNPT outlet
- 50 PSI working pressure
- Blue body cover with snow flake marking to clearly identify temperature rating
- Heavy duty hanging hook compatible with all Fill-Rite products
- Convenient one-finger hold-open clip to set flow rate
- Automatic shut-off
- Insulated hand grip to minimize hot and cold handling
- Minimal spray pattern to reduce foaming and false shut-offs
- Large spout spring to hold nozzle in place
- Viton seals and O-rings for smooth valve operation
- Made in the USA



Fill-Rite 3/4" Manual Fuel Nozzle w/ Hook FRHMN075S

- Compatible with gasoline and diesel
- UL/cUL listed
- 3/4 in aluminum nozzle
- 3/4 in NPT-F outlet
- Manual nozzle
- 50 PSI working pressure
- Integral hanging hook compatible with all Fill-Rite products
- Minimal spray pattern to reduce foaming and false shut-offs
- Viton seals and O-rings for smooth valve operation
- Rated to -20°F operation
- Made in USA

Fill-Rite Automatic Fuel Nozzle 3/4" BSPP FRNS075A



- Automatic DEF nozzle
- Stainless Steel
- 3/4 in BSPP connection

Fill-Rite 1" Ultra Hi-Flow Fuel Nozzle N100DAU13



- UL listed for gasoline, diesel and kerosene
- 1 in NPT-F inlet, 1 1/8 in OD spout
- Three-position latch for automatic flow at 30, 24 and 8 GPM
- Angled outlet to minimize hose wear
- 50 PSI working pressure
- Large spout spring to hold nozzle in place
- Viton seals and O-rings for smooth valve operation
- Automatic shut-off
- Heavy duty hanging hook compatible with all Fill-Rite products
- Convenient one-finger hold-open clip to set flow rate
- Rated to -20 Fahrenheit operation
- Insulated hand grip to minimize hot and cold handling
- Minimal spray pattern to reduce foaming and false shut offs
- Patent pending
- Made in USA

Fill-Rite 3/4" Aluminum Multi-Plane Swivel



These Dual Plane Swivels from Fill-Rite, available in 3/4" and 1" sizes, provide flexibility when fueling by giving the nozzle full 360° spherical rotation. The bodies are constructed of a high aluminum zinc alloy with a fluorosilicone inner O-ring and a fluorocarbon outer O-ring.

3/4" Multi-Plane Swivel. Arctic Rated for -40° F/C. Retail Packaged.

Husky Safe-T-Break® Valve for Fuel Nozzles



- All Husky Safe-T-Breaks® stop the flow of fuel on both sides of the separation
- All Husky Safe-T-Breaks® have passed the demanding UL test requirements on separations without leaking or failing
- Retains UL listing after reconnection.
- Internal pressure balancing chamber prevents "line shock" nuisance separations.
- Separates at less than 200 lb / 889.6 N which minimizes "backlash" force of separation, reducing

Available in 3/4" or 1" or 1.5" sizes



Morrison Brothers 174 By-Pass Valve

Designed for applications where maximum pressure control is needed such as bypassing a pump in order to reduce the pressure at the outlet.

- Wide range of pressure setting available (20 to 75 PSI)
- Metal to metal seat
- Field adjustable plus or minus 5 to 10 PSI from set point
- Valve is normally closed. Opens when pressure overcomes the spring and outlet pressure

Available in 1.5" (174-0100) or 2" (174-2200) sizes



Morrison Brothers 1-1/2" Union Check Valve

Union check valves install inside pipe unions where space is limited and a check valve is desired. Easy to install in new or existing unions, available with or without screen.



Morrison Brothers 334 Single Poppet Foot Valve

- Metal to metal seat for long life
- Screen helps filter debris from collecting on the seats
- 334BP drilled and tapped with 1/8" test plug
- 334LP is less poppet for use as a suction stub strainer
- Sizes: .75", 1", 1.5" or 2"



Morrison Brothers 335A Double Poppet Foot Valves

Installed at the inlet of a suction line normally at the bottom of the storage tank as a prime holding valve. Available in 1.5" or 2" sizes.

- Dual seats provide twice the prime holding capability as single poppet designs
- Screen helps filter debris from collecting on the seats
- Metal-to-metal seat for long life



Morrison-Brothers AV 2" Nipple Check Valve

One way check valve used to prevent backflow. NOTE: 529 is not intended for use with leak detection systems due to range of pressure relief.

- Expansion relief activates below 15 PSI
- 529R does not have expansion relief



Morrison Brothers 710F Solenoid Valve - Flanged

Normally closed solenoid valves are used to help prevent the accidental siphoning of product from a tank in the event of a fracture in the pipe or other cause for leak downstream and below the liquid level. Generally installed on the dispensing side of a fuel system pipeline. The valve opens upon the receipt of an electronic signal such as when a dispenser or pump is switched to the on position.

NOTE: Product can only be pumped in one direction, the direction of the flow arrow. Not designed for use as an overfill prevention or process control valve.

- Normally closed, hung piston design
- Install in a horizontal pipeline in the upright vertical position
- Zero pressure differential
- Integral thermal relief allows the valve to relieve expansion pressure in the opposite direction of flow
- Continuous duty Class H standard coil operates at 120 volts
- Enclosure is watertight and rated for hazardous locations—NEMA 3, 4X, 7 and 9; groups C and D
- Several optional coil voltages available
- 710MO has manual override feature. Available in sizes ranging from 3/4" to 2" for operation during a power outage
- Recommended for use with liquids having a maximum viscosity of 60 centistokes
- A strainer with a 100 mesh screen is recommended at the valve inlet



AST Overfill Prevention Valve—AA Series

The 9095AA valve is installed at the fill port of a storage tank. Designed for use in pressurized fill systems and requires a tight fill connection. The valve installs in a standard 6" NPT male riser connection and can be set to the desired 90% or 95% shut off level by using standard length pipe nipples.

When installed to the manufacturer's specifications, the overfill prevention valve can help eliminate hazardous spills. A mechanical test mechanism is available and sold separately. The test mechanism allows a technician to pull the test line at any time during the filling process to actuate the float and stop the fill. This allows a technician to verify the valve is working properly. Available in 2" or 3" sizes and as a quick disconnect.



Morrison Brothers 710 Solenoid Valve

- Normally closed, hung piston design
- Install in a horizontal pipeline in the upright vertical position
- Zero pressure differential
- Integral thermal relief allows the valve to relieve expansion pressure in the opposite direction of flow
- Recommended for use with liquids having a maximum viscosity of 60 centistokes
- A strainer with a 100 mesh screen is recommended at the valve inlet
- Continuous duty Class H standard coil operates at 120 volts
- Enclosure is watertight and rated for hazardous locations—NEMA 3, 4X, 7 and 9; groups C and D
- Several optional coil voltages available
- Flanged body connections
- Body: Cast Bronze
- Seals: Viton® , Teflon®
- Solenoid housed in an integral, watertight, explosion-proof shell



Morrison Brothers 910-2100 1V 2" Anti-Syphon Valve

- Normally closed
- Compatible in suction or pressure systems
- Unique spring design allows for optimum opening pressure
- High flow at optimum pumping pressures
- 90 degree configuration for easy piping from tank top to grade level
- Integrated thermal expansion relief
- This valve can be installed in both horizontal and vertical piping
- Four elevation ratings available
- Tamper-proof cap to ensure accurate elevation ratings
- Thermal expansion valve: Stainless Steel with Viton® seal
- Body: Ductile Iron (e-coated)
- Cap: Stainless Steel
- Spring: Stainless Steel
- Plunger: Stainless Steel with Viton® disc

Cim-Tek offers a wide variety of spin-on filters for fuel dispensers the capture particulates and keep your fuel at the cleanest level possible.

Cim-Tek 300 Series Spin-On Fuel Filters – 25 GPM



- Designed for fuel dispensers & commercial fueling pumps
- Protects equipment & extends equipment life
- Cellulose filters remove common contaminants such as dirt, dust & rust
- Hydrosorb filters absorb water & remove common contaminants such as dirt, dust & rust
- Cellulose & Hydrosorb filters are for use w/ gasoline, diesel, biodiesel (up to B20), or ultra-low sulfur diesel (ULSD)
- Up to 25 GPM (94.6 LPM) maximum flow
- 50 PSI maximum working pressure
- Pre-Lubed Gaskets
- Filters are UL recognized for use in fuel dispensers
- All filters have thread sizes: 1"-12 UNF, 3/4" flow
- All filters: 3.75" diameter x 5.50" length



300 Bio-Tek® Microglass Filters

- Ethanol-blended gasoline up to E15, biodiesel up to B100, and ultra-low sulfur diesel (ULSD)
- Designed for gasoline or diesel service station pumps, commercial fueling dispensers, most Dresser®, and Tokheim® Service Station dispensers
- Specifically designed for renewable fuel filtration
- Removes contaminants such as dirt, dust, and rust
- High performance media compatible with aggressive solvent nature of renewable fuels
- Recognized by Underwriters Laboratories (UL®) for use in service station pumps and dispensers
- High contaminant holding capacity results in longer filter life
- Ease of installation with our Pre-Lubed Gasket

Cim-Tek 70046 Transfer Pump Filter with Manual Drain



Removing particulates from your fuel is crucial in protecting vehicles from costly repairs and/or damage. Even the finest of contaminants can cause problems and we've developed our products with this in mind. The spin-on design makes change-out quick and easy and the convenient drain cock makes water removal easy.

- Cellulose
- Up to 25 GPM (gallons per minute) flow
- 50 PSI (lbs per square inch) max working pressure
- Drain cock for easy water removal
- 30 micron, 3.11/16" diameter x 8" length with a 1"-12 nose thread
- Pre-lubed gasket

Cim-Tek 800 Series Spin-On Fuel Filters – 25 GPM



- Designed for fuel dispensers & commercial fueling pumps
- Protects equipment & extends equipment life
- Cellulose filters remove common contaminants such as dirt, dust & rust
- Hydrosorb filters absorb water & remove common contaminants such as dirt, dust & rust
- Ease of installation w/ Pre-Lubed Gaskets
- Up to 40 GPM (151 LPM) maximum flow
- 50 PSI maximum working pressure
- Dimensions: 5" X 11" with 1-1/2"-16 UN Thread

Cim-Tek Fuel Filters are an economical filter for commercial, high flow & fuel polishing applications pumping up to 40 GPM. These 800 series filters are for use w/ Diesel, Gasoline, Biodiesel up to B20 (20%) & ultra-low sulfur diesel (ULSD).

Adapters For Cim-Tek 800 Series Filters



Cim-Tek filter adapters designed for commercial use. Suitable for gasoline, diesel, biodiesel, and ultra-low sulfur diesel (ULSD). Designed to fit the 800 Series Cim-Tek filters.

- Designed to fit Cim-Tek 800 series

1" NPT Adaptor, Aluminum - Part# 50109

1.5" NPT Adaptor, Aluminum - Part# 50163

Adapters for 300BHA 400BHA & 800BHA Filters

Cim-Tek filter adapters designed for commercial use. Suitable for gasoline, diesel, biodiesel, and ultra-low sulfur diesel (ULSD). Designed to fit 300BHA, 400BHA, and 800BHA Series Cim-Tek filters.

- Designed to fit Cim-Tek 300BHA, 400BHA, and 800BHA Series



1" NPT Adaptor, Nickle-Plated Cast Iron - Part# 50016N

1.5" NPT Adaptor, Nickle-Plated Cast Iron - Part# 50163N

Envirosafe's fuel management systems can be used with your fuel dispensing equipment or as part of our pre-engineered fuel dispensing systems. It can be used to manage the dispensing gasoline (petrol) and diesel for various applications like fleet, construction, farms, and more. Fuel Management & Monitoring systems are used to maintain, control and monitor fuel consumption.

Tecalemit Wonderbox



The Wonderbox is easy to set up and operate. In addition, it comes with a 2-year warranty. Now with Local Area Network and Wi-Fi capabilities, we are putting the control back in your hands to help minimize inaccuracies and losses. Take control of your fleet fuel management with TECALEMIT's Wonderbox automated inventory management system.

- Single hose fueling point
- Tracks up to 10,000 transactions
- Handles any fluid with proper pulse meter
- Power: 120v 60Hz
- Combined total of 4000 users & vehicles
- PIN Code Access / Key Fob
- Tank Level Capacity
- Export data to Excel / Word

Tecalemit Superbox



Big brother to Wonderbox Fluid Management System, the Superbox is designed to control up to 5 delivery hoses for all your fuel management needs. Compact and user friendly tops its performance benefits.

- Handles up to 5 fueling points
- Track up to 4,000 users & vehicles
- Track up to 10,000 transactions
- Handles any fluid with proper pulse meter
- Export data to Excel / Word
- PIN Code Access / Key Fob
- Tank Level Capacity
- Power: 120v 60Hz

FuelMaster 3505 Plus

FuelMaster's patented radio frequency identification tag (RFID) eliminates inaccurate driver-entered data from the fueling and data collection process. The odometer or chronometer data, along with other information is automatically collected by the island fuel management unit without driver effort. An AIM (Automotive Information Module) unit is connected directly to a vehicle's OBD port, and collects vital information, and then sends it to the fuel management unit by RF during fueling operations. This system works concurrently with the use of ProKees or smart cards so that the (AIM) units may be added to equipment currently using electronic read/write access devices.

Based on odometer/hour readings, the system calculates vehicle efficiency and fuel consumption and alerts the driver and supervisor to maintenance requirements.

The addition of a tank monitor interface kit permits automatic reconciliation of tank levels with FuelMaster's declining balance and interfaces with most popular tank monitors.

Windows based software operating on a SQL platform

Transaction data can be easily exported to most fleet maintenance or accounting programs

A real-time, on-site journal printer can provide hard copy backups of all transactions. A receipt printer is also available

Compatible with alternative fuels and can control and measure any liquid or gaseous fuel

The FuelMaster system may be expanded to control an almost limitless number of fueling sites. Each site consists of a master unit with up to eight satellite units

Modular design and construction ensure reliability and ease of maintenance of your FuelMaster Fuel Management System. Site operators can quickly and easily change out modular components, if necessary, with the assistance of FuelMaster certified technicians

Flexible & Reliable

FuelMaster is both reliable and flexible. Repairs and downtime cost you money, therefore reliability is a key ingredient to your ROI. FuelMaster works and has a nationwide support network to help the customer keep it working.



We carry the Morrison Brothers clock style tank level indicators which are available with or without a high level alarm and are suitable for the storage of a variety of fuels including gas, oil, diesel, and alternative fuels.

Morrison Brothers 918 Tank Alarm



The 918 alarm box can be paired with a variety of Morrison 918 clock gauges or level sensors. The alarm provides an audible alarm and visual indication upon the receipt of a signal. Connect a variety of Morrison gauges or sensors to meet your requirements.

- Self-powered by long-life lithium batteries
- Corrosion-resistant, water-resistant housing
- User-defined alarm labels
- 90 dB high pitched alarm
- Intrinsically safe for Class I, Division 1 and 2, Group D hazardous locations
- Visual alarm indicator light turns red to identify which sensor is alarming
- Low battery light turns yellow indicating the battery power is low
- Modular contacts make it easy to connect a variety of dry contact alarm devices

Morrison Brothers 918TCP



918TCP alarm and float level sensor can be set to provide an audible alarm for a high level, low level or serve as an interstitial alarm.

- Alarm activation point is factory set and can be field adjusted
- Intrinsically safe battery powered alarm can be mounted remote from the tank
- The float sensor installs into a 2" tank opening
- Low level activation or interstitial alarm point can be set up to 113"
- Male threading
- 918CTPS includes a coupler and adaptor assembly for easy sensor removal and inspection
- Alarm unit is UL 913 Listed
- 918 single channel alarm and clock gauge is Florida DEP EQ536

 **MORRISON BROS. CO.**



Krueger Sentry At A Glance Gauge

Direct mechanical action, reliable construction and “at-a-glance” readability make this gauge a perfect choice for tanks with depths up to 12’. The top of the red indicator is an indication of your approximate fuel level in your tank.

- Patented calibration assembly withstands pressure of 70 lbs. PSI
- Double plastic dome is almost indestructible
- Gallon” readout available for standard 275 gallon oval tanks
- All “internal tank” parts available in stainless steel

Morrison Brothers 918 Clock Gauge

Displays the liquid level of product stored. Measures the liquid level in tanks up to a maximum of 12 feet high. The 918 audible alarm sounds when the liquid level in the tank reaches the user’s specified level.



- Easy to install in a single 2” tank top opening, easy to calibrate
- Easily read from 30 feet away
- Vapor tight construction & fog free design
- Gauge rotates 360°
- Compatible w/ 2” Model 419 drop tube
- Visual indicators for high level (red) and low level (green)
- Standard float fits through a 2” schedule 40 pipe nipple
- 918T and 918FT series are compatible for use DEF(DEF)

Morrison Brothers 818 Clock Gauge

Displays the liquid level reading of product stored in an aboveground tank. Measures the liquid level up to a maximum of 12 feet in height.



- Gauge face displays level reading in feet and inches.
- Easy to install and calibrate in a 2” tank top opening
- Accurate to 1/8 of an inch
- Easily read from 30 feet away
- Vapor tight construction & fog free design
- Gauge rotates 360°
- Visual indicators for high level (red) and low level (green)
- Standard float fits through a 2” schedule 40 pipe nipple
- 818T and 818FT series are compatible for use DEF(DEF)
- Compatible w/ 2” Model 419 drop tube

Krueger Sentry Leak Gauge



A reliable, straight type gauge used for detecting leaks in the interstitial space of double wall containment units. The simple, mechanical design of this gauge promotes durability, minimal upkeep, and easy/inexpensive repairs.

This gauge is a simple visual tool. If the red indicator rises into the viewing window, it is indicating that there is a leak occurring in your double wall containment system. The indicator is not calibrated. It simply indicates leak or no leak.

Note: When ordering your gauge be sure to specify the Bung Size & Tank Depth.

- Bung sizes: 1.5"-2"
- Tank Depth: 6"-170"

Krueger Sentry Gauge At-A-Glance Gauge Repair Kits



Repair Kit replaces all of the components of the top of the gauge: plastic calibration, red indicator, aluminum lock nut and duronitrile gasket.

- D-KIT
- DG-KIT
- DALN-KIT
- DGALN-KIT

Pneumercator TMS2000

Pneumercator TMS 2000 liquid level control systems are affordable, reliable, and easy to use. They are simple, yet powerful inventory management systems.

Features

- Modular system architecture is flexible, configurable, and upgradeable
- Supports two, dual float magneto strictive level probes
- Supports monitoring of up to eight intrinsically safe discrete sensor inputs, including discriminating and non-discriminating interstitial, overfill, and secondary leak containment sensors
- Sensor wiring fault detection
- Two relays and two contact closure inputs, expandable to six relays and six contact closure inputs
- Expandable to six or twelve channel analog outputs



Pneumercator TMS3000

Pneumercator TMS3000 liquid level control systems are the Cadillac of the Pneumercator line and are highly configurable and offer a wide range of support capabilities. From numerous inputs to remote monitoring, these systems have everything you need for your aboveground fuel storage tank.

Features

- Supports monitoring of up to forty intrinsically safe discrete sensor inputs, including discriminating and non-discriminating interstitial, overfill, and secondary leak containment sensors
- Sensor wiring fault detection
- Plug-in relay-I/O cards providing up to eight fully programmable NO/NC relay contact outputs with eight non-intrinsically safe dry contact inputs. Alternately, up to thirty-two fully programmable NO relay contact outputs
- Up to twelve fully programmable analog outputs with the use of Plug-in Analog Output card
- Third-party certified for 0.1 or 0.2 gallon-per-hour in-tank leak detection in tanks with capacities of up to 75,000 gallons
- Available internal impact printer or outdoor printer
- Auto-shift inventory, unsupervised deliveries, bulk sales, alarms, leak test, water removal, product ordering, and theft logging
- Available NEMA 4 or 4X enclosure



Envirosafe advocates using the highest quality equipment with our tanks. The Pneumercator line of liquid control systems offers quality, reliability, and flexibility.

On standard spring rewind reels, the hose/cable pays out from the bottom of the reel and to the left when reel is viewed from the swivel joint or collector ring side. Hose/cable rollers are supplied with all spring rewind models and you must specify the roller position when you order. (If roller position is not specified, reels will be shipped with rollers in POSITION SR.)

Note: When reels are ordered for constant tension applications, the ratchet assembly and, in some cases, hose rollers are not required.

Specify roller position SR when:

- Reel will be installed in the upright position at any point from floor to eye level.
- Reel will be installed on a wall with hose/ cable to be retracted close to the wall.
- Reel will be installed on ceiling and hose/ cable will pay out parallel to and close to the ceiling.



Position SR (Standard) Shown: Swivel Joint Right

Specify roller position VR when:

- Reel will be installed in the upright position and hose/cable will be pulled upright from the reel.
- Reel will be installed on ceiling to lift hose/cable.
- Reel will be installed on a wall with hose/cable to be pulled straight out




Position VR Shown: Swivel Joint Right

Specify roller position TR when:

- Reel will be installed on floor.
- Reel will be installed on ceiling with hose/cable to pay out parallel to the ceiling.

Can handle 3/4" or 1" I.D. hose

- Non-sparking ratchet assembly.
- Declutching arbor to prevent damage from reverse winding.
- Standard outlet: 1" female NPT threads.
- Temp from -40° F to +250° F (-40° C to +121° C).
- Contact us for other available pressures and temperatures.
- 4-way roller assembly.
- Constant tension is available, contact us for more information.
- Standard pressures to 2,000 psi (138 bar), available up to 6,000 psi (414 bar) – must specify.
- Standard inlet: 90° balanced pressure swivel joint 1" female NPT threads.
- Standard N series has a narrow frame and compact mounting base.



Position TR Shown: Swivel Joint Left



Model	Hose Capacity	
N816-25-26-10.5B	3/4" holds 60 feet	1" holds 35 feet
N818-25-26-10.5B	3/4" holds 70 feet	1" holds 50 feet
816-25-26-10.5B	3/4" holds 60 feet	1" holds 35 feet
818-25-26-10.5B	3/4" holds 70 feet	1" holds 50 feet
820-25-26-10.5A	3/4" holds 85 feet	1" holds 75 feet
820-30-31-10.5A		1" holds 100 feet
820-30-31-15.5A	3/4" holds 100 feet	

Envirosafe™ Above-Ground Fuel Systems carries fuel tank hoses for above ground fuel tanks and other bulk fuel systems. We carry fuel tank filler hoses suitable for the dispensing of a variety of fuels including gas, oil, methanol, diesel, and alternative fuels.



1" x 12' Retail Hose

- Dispense diesel fuel, gasoline, kerosene, and petroleum oils
- Neoprene exterior
- Designed for use with all electric pumps
- High quality Nitrile inner tube



1" x 14' Retail Hose

- Dispense diesel fuel, gasoline, kerosene, and petroleum oils
- Neoprene exterior
- Designed for use with all electric pumps
- High quality Nitrile inner tube



1" x 20' Artic Fuel Transfer Hose

The Fill-Rite Arctic Fuel Transfer Hose stays extremely flexible in low temperatures down to -40°F / -40°C. It's made with a Neoprene exterior that resists cuts, abrasions and puncture and has a high quality Nitrile inner tube. The stainless steel static ground wire prevents static discharge for safe fueling.

- Operates to -40°F/-40°C
- Diesel, gasoline, kerosene, E15, and biodiesel up to B20
- Stainless steel static ground wire



1" x 20' Retail Hose

- Dispense diesel fuel, gasoline, kerosene, and petroleum oils
- Neoprene exterior
- Designed for use with all electric pumps
- High quality Nitrile inner tube



244 Series Emergency Vent

Emergency vent (pressure relief only) used on aboveground storage tanks, as a code requirement that helps prevent the tanks from becoming over-pressurized and rupturing if exposed to fire. UL listed except for 2".

The 244 emergency vent consists of a body and a black powder coated cover (2" not powder coated) that moves up and down on a center rod. Interior pressure of the tank forces the cover to elevate off the vent seat, allowing heated air to escape. The center rod guides the movement. When pressure falls, gravity forces the cover back down onto seat and the vent is automatically reset.



354 Series Updraft Vent

"Open" vent used on underground and aboveground tanks for motor fueling. Vent allows tank to "breathe" during filling/dispensing operations.

Construction Details

Body: Aluminum *Cap:* Aluminum *Screen:* 40 mesh brass



155S Series Double Outlet Vents

Aluminum T-style vent used primarily on small fuel oil storage tanks. Outlet ports on either side of the inlet with 20 mesh stainless steel screen keeps debris out of the airway.



351S Series Flame Arrester

Used in conjunction with a "normal" vent on aboveground storage tanks. Open (non-pressure type) flame arrester to help prevent the transmission of heat and/or an ignition source into the tank.

Construction Details

Body: Cast Iron *Cover:* Cast Iron *Cap:* Brass *Arrester Plates:* Stainless Steel



351S Series Flame Arrester with 748A Vent

Used in conjunction with a "normal" vent on aboveground storage tanks. Open (non-pressure type) flame arrester to help prevent the transmission of heat and/or an ignition source into the tank. Pressure type flame arrester to help prevent the transmission of heat and/or an ignition source into the tank.

Envirosafe™ Above-Ground Fuel Systems carries fuel flow meters for above ground fuel tanks and other bulk fuel systems. We offer several different fuel flow meters depending on the requirements and flow rate demands of the customer's product and pumping system.



Fill-Rite 900CDP Digital Meter with 1" Inlet / Outlet

- +/- 1.25 % accuracy
- Meters Gasoline, Diesel fuel, Biodiesel up to B20, Kerosene, and E15
- Pulser and intrinsically safe barrier included.
- +/- .25% repeatability
- Wide power input range: 12-40 VDC; .2A and 90-240 VAC, 50-60 HZ
- Nutating disc technology for accurate metering and dependability with fewer moving parts
- 50 psi
- -40 - 176°F (-40 - 80°C)
- 1" Inlet and Outlet
- 10:1 pulse output for gallons
- UL listed
- Replaces model 900DP



Fill Rite 900CDP1.5 Digital Meter with 1.5" Inlet / Outlet

- +/- 1.25 % accuracy
- Meters Gasoline, Diesel fuel, Biodiesel up to B20, Kerosene, and E15
- Pulser and intrinsically safe barrier included.
- +/- .25% repeatability
- Nutating disc technology for accurate metering and dependability with fewer moving parts
- 50 psi
- -40 - 176°F (-40 - 80°C)
- 1.5" Inlet and Outlet
- 10:1 pulse output for gallons
- UL listed
- Replaces model 900DP1.5



Fill-Rite 900CD Digital Meter 1" Inlet / Outlet, 6-40 GPM

- +/- 1.25 % accuracy
- 6-40 GPM
- Operates at 50 PSI
- 1" inlet, 1" outlet
- Electronic head is easily removed and rotates every 90° to suit customer needs
- NPT Threads
- Measures in gallons, quarts, pints, ounces, liters, user defined units
- Large 3/4", 4 digit LCD counter
- Sleep mode to reduce power consumption
- Seven digit resettable and non resettable totalizer
- Replaces model 900DB



Fill-Rite 900CDPBSPT Digital Meter 1" Inlet / Outlet

- 23 – 151 LPM
- Pressures to 3,5 bar Max
- Nickel Plated Aluminum / Aluminum Housing
- Buna Seals
- AC Power with Use of Barrier
- +/- 1.25% Accuracy
- +/- .25% Repeatability
- 1" Inlet and Outlet with BSPT Threads
- 10:1 Pulse Output for Gallons, Liters and Quarts
- Intrinsically Safe Barrier Must Be used for Gasoline
- Wide Power Input Range: 12 – 40 VDC; .2A and 90 – 240 VAC, 50 – 60 Hz
- Nutating Disc Technology for Accurate Metering and Dependability with Fewer Moving Parts
- Compatible with Petrol, Diesel, Biodiesel up to B20, Kerosene, E15, Mineral Spirits, Stoddard Solvents, and Heptane
- CE and EX Certified
- Replaces model 900DPBSPT



Fill-Rite 900CDBSPT Digital Meter 1" Inlet / Outlet

- +/- 1.25 % accuracy
- 50 PSI
- 1" Inlet and Outlet, BSPT threads
- Electronic head is easily removed and rotates every 90° to suit customer needs.
- BSPT threads
- Measures in gallons, quarts, pints, ounces, liters and user defined units.
- 6-40 GPM
- Large 3/4 in., 4-digit LCD counter
- Sleep mode to reduce power consumption
- 2 year warranty
- Compatible with Gasoline, E15, Biodiesel, Diesel, Kerosene, Standard Solvents and Heptanes
- Seven Digit Resettable and Non Resettable Totalizer
- Memory Backup in Case of Power Failure
- Operating Temperature -40° to 180°F
- Replaces 900DBBSPT



Fill-Rite 900CD1.5BSPT Digital Meter 1.5" Inlet / Outlet

- +/- 1.25 % accuracy
- 50 PSI
- 1.5" Inlet and Outlet, BSPT threads
- Large 3/4 in., 4-digit LCD counter
- BSPT threads
- Measures in gallons, quarts, pints, ounces, liters and user defined units.
- 6-40 GPM
- Sleep mode to reduce power consumption
- Compatible with Gasoline, E15, Biodiesel, Diesel, Kerosene, Standard Solvents and Heptanes
- Seven Digit Resettable and Non Resettable Totalizer
- Memory Backup in Case of Power Failure



Fill-Rite 900CD1.5 Digital Meter 1.5" Inlet / Outlet

- +/- 1.25 % accuracy
- 50 PSI
- 1.5" Inlet and Outlet,
- Large 3/4 in., 4-digit LCD counter
- Measures in gallons, quarts, pints, ounces, liters and user defined units.
- 6-40 GPM
- Memory Backup in Case of Power Failure
- Sleep mode to reduce power consumption
- Compatible with Gasoline, E15, Biodiesel, Diesel, Kerosene, Standard Solvents and Heptanes
- Seven Digit Resettable and Non Resettable Totalizer
- Replaces model 900DB1.5



In-Line Digital Meter FR1118P10

- 3 – 26 GPM (11 – 98 LPM)
- 70 psi (4,8 bar)
- 1" NPT inlet and outlet
- Five digit readout with resettable totalizer
- +/- 1% accuracy
- Turbine measuring system
- Made out of Nylon 66
- One year warranty
- Install either in-line or at the end of the delivery hose
- Measures in gallons, liters, quarts and pints
- Compatible with water, Diesel Exhaust Fluid (DEF), or detergents



Fill-Rite 901CL1.5 4 Wheel Mechanical Meter

- +/- 2% Accuracy
- UL/cUL, CE Listed
- 23-151 GPM
- 50 psi
- 1.5 Inlet / Outlet
- Large Easy to Read Display
- NPT Threads
- Replaces model 901L1.5



Fill-Rite 901CN1.5 4 Wheel Mechanical Meter

- +/- 2% Accuracy
- UL/cUL, CE Listed
- 6-40 GPM
- 50 psi
- 1.5" Inlet / Outlet
- Large Easy to Read Display
- NPT Threads
- Replaces model 901N1.5



Fill-Rite 901CLN1.5 4 Wheel Mechanical Meter

- Nickel plated to handle non-potable water and other fluids
- UL/cUL, CE Listed
- 23-151 LPM
- 50 psi
- 1.5" Inlet / Outlet
- Large Easy to Read Display
- NPT Threads
- Replaces model 901LN1.5



Fill-Rite 901CMK4200 4 Wheel Mechanical Meter

- +/- 2% Accuracy
- UL / cUL, CE Listed
- 6-40 GPM
- 50 psi
- 1" Inlet / Outlet
- Large Easy to Read Display
- NPT Threads
- Replaces model 901MK4200



Fill-Rite 901CL 4 Wheel Mechanical Meter

- +/- 2% Accuracy
- UL / cUL, CE Listed
- 23-151 GPM
- 50 psi
- 1" Inlet / Outlet
- Large Easy to Read Display
- NPT threads
- Replaces 901L



Fill-Rite 901C 4 Wheel Mechanical Meter

- +/- 2% Accuracy
- UL / cUL, CE Listed
- 6-40 LPM
- 50 psi
- 1" Inlet / Outlet
- Large Easy to Read Display
- NPT Threads
- Replaces model 901



Fill-Rite 901CMK300V Mechanical Meter w/ Fittings

- +/- 2% Accuracy
- UL / cUL, CE Listed
- 6-40 LPM
- 50 psi
- 1" Inlet / Outlet
- Large Easy to Read Display
- NPT Threads
- Fittings in package for the 300V series pumps
- Replaces model 901MK300V



Fill-Rite 901CLMK300 Mechanical Meter w/ Fittings

- +/- 2% Accuracy
- UL / cUL, CE Listed
- 23-151 LPM
- 50 psi
- 1" Inlet / Outlet
- Large Easy to Read Display
- NPT Threads
- Fittings in package for the 300 series pumps
- Replaces model 901LMK300



Fill-Rite 901C1.5 4 Wheel Mechanical Meter

- +/- 2% Accuracy
- UL / cUL, CE Listed
- 6-40 LPM
- 50 psi
- 1.5" Inlet / Outlet
- Large Easy to Read Display
- NPT Threads
- Replaces model 9011.5



Nutating Disc Meter 820

- 2-20 GPM Flow
- Pressures to 125 psi max
- Glass-filled polypropylene housing
- Fluorocarbon seals
- 1" FNPT ports
- -10°F-130°F temperature range
- 360° positioning display
- Quick, one step calibration
- Waterproof, corrosion resistant
- 20 stored calibration factor settings
- Two alkaline batteries included



Nutating Disc Meter 825

- 2-20 GPM
- +/- 0.2% Accuracy
- Pressure to 125 PSI Max
- 360° Positioning Display
- Quick, One-Step Calibration
- Waterproof, Corrosion Resistant
- Glass filled polypropylene housing
- 1" FNPT ports
- Fluorocarbon seals
- Battery powered
- LCD Display
- Two alkaline batteries included



Nutating Disc Meter 825D075BSPPS

- 7.6—76 LPM
- 8,3 Bar
- 3/4" BSPP Port
- 54° C Maximum Temperature
- Glass filled polypropylene housing
- Viton® Seals
- +/- 0.5% Accuracy



Nutating Disc Meter 825X700

- 2-20 GPM Flow
- 125 PSI Max
- EPDM Seals
- Glass filled polypropylene housing
- -10° F—130° F Temperature Range
- LCD Display
- Two alkaline batteries included
- Waterproof, Corrosion Resistant
- Quick, One-step Calibration
- 360° Positioning Display



Nutating Disc Meter 850

- 2-20 GPM Flow
- +/- 0.2 Accuracy
- Pressure to 120 PSI Max
- 1 FNPT Port
- -10° F—130° F Temperature Range
- 360° Positioning Display
- Two alkaline batteries included
- Quick, One-step Calibration
- LCD Display
- Waterproof, Corrosion Resistant
- Fluorocarbon seals
- Glass filled polypropylene housing

The 700 Series has a simple and efficient design consisting of a housing and three rotors that rotate in unison within the measuring chamber. There is no metal-to-metal contact inside, eliminating any deterioration providing a long service life.



TCS 700-15 Rotary Flow Meter

- **Flow:** Capable of up to 60 GPM (227 LPM); Bi-directional Flow
- **Flange Connections:** 1 1/2" NPT Flange; 1" & 2" Options
- **Linear Accuracy:** Capable of $\pm 0.15\%$ of over the full flow range
- **Repeatability:** Capable of 0.02% (constant operation conditions with 700SP meters & mechanical registration, using 1 CPS test fluid)
- **Viscosity:** Will accurately measure liquids up to 1,500,000 SSU (325,000 CPS)
- **Working Pressure:** 150 PSI (10.5 BAR)
- **Working Temperature:** - 40 to 160°F (- 40 to 71°C)



TCS 700-20 Rotary Flow Meter

- **Flow:** Capable of up to 100 GPM (380 LPM); Bi-directional Flow
- **Flange Connections:** 2" NPT Flange; 1 1/2" Option
- **Linear Accuracy:** Capable of $\pm 0.15\%$ of over the full flow range
- **Repeatability:** Capable of 0.02% (constant operation conditions with 700SP meters & mechanical registration, using 1 CPS test fluid)
- **Viscosity:** Will accurately measure liquids up to 1,500,000 SSU (325,000 CPS)
- **Working Pressure:** 150 PSI (10.5 BAR)
- **Working Temperature:** - 40 to 160°F (- 40 to 71°C)



TCS 700-25 Rotary Flow Meter

- **Flow:** Capable of up to 150 GPM (567 LPM); Bi-directional Flow
- **Flange Connections:** 2" NPT Flange
- **Linear Accuracy:** Capable of $\pm 0.15\%$ of over the full flow range
- **Repeatability:** Capable of 0.02% (constant operation conditions with 700SP meters & mechanical registration, using 1 CPS test fluid)
- **Viscosity:** Will accurately measure liquids up to 1,500,000 SSU (325,000 CPS)
- **Working Pressure:** 150 PSI (10.5 BAR)
- **Working Temperature:** - 40 to 160°F (- 40 to 71°C)



TCS 700-30 Rotary Flow Meter

- **Flow:** Capable of up to 150 GPM (567 LPM); Bi-directional Flow
- **Flange Connections:** 2" NPT Flange
- **Linear Accuracy:** Capable of $\pm 0.15\%$ of over the full flow range
- **Repeatability:** Capable of 0.02% (constant operation conditions with 700SP meters & mechanical registration, using 1 CPS test fluid)
- **Viscosity:** Will accurately measure liquids up to 1,500,000 SSU (325,000 CPS)
- **Working Pressure:** 150 PSI (10.5 BAR)
- **Working Temperature:** - 40 to 160°F (- 40 to 71°C)

**NPT flanges are standard. BSPT, Slip Weld, ANSI and others available upon request*

TCS 700-35 Rotary Flow Meter



- **Flow:** Capable of up to 300 GPM (1,135 LPM); Bi-directional Flow
- **Flange Connections:** 3" NPT Flange
- **Linear Accuracy:** Capable of $\pm 0.15\%$ of over the full flow range
- **Repeatability:** Capable of 0.02% (constant operation conditions with 700SP meters & mechanical registration, using 1 CPS test fluid)
- **Viscosity:** Will accurately measure liquids up to 1,500,000 SSU (325,000 CPS)
- **Working Pressure:** 150 PSI (10.5 BAR)
- **Working Temperature:** - 40 to 160°F (- 40 to 71°C)

TCS 700-40 Rotary Flow Meter



- **Flow:** Capable of up to 500 GPM (1,893 LPM); Bi-directional Flow
- **Flange Connections:** 4" NPT Flange; 3" Option
- **Linear Accuracy:** Capable of $\pm 0.15\%$ of over the full flow range
- **Repeatability:** Capable of 0.02% (constant operation conditions with 700SP meters & mechanical registration, using 1 CPS test fluid)
- **Viscosity:** Will accurately measure liquids up to 1,500,000 SSU (325,000 CPS)
- **Working Pressure:** 150 PSI (10.5 BAR)
- **Working Temperature:** - 40 to 160°F (- 40 to 71°C)

TCS 700-45 Rotary Flow Meter



- **Flow:** Capable of up to 600 GPM (2,271 LPM); Bi-directional Flow
- **Flange Connections:** 4" NPT Flange
- **Linear Accuracy:** Capable of $\pm 0.15\%$ of over the full flow range
- **Repeatability:** Capable of 0.02% (constant operation conditions with 700SP meters & mechanical registration, using 1 CPS test fluid)
- **Viscosity:** Will accurately measure liquids up to 1,500,000 SSU (325,000 CPS)
- **Working Pressure:** 150 PSI (10.5 BAR)
- **Working Temperature:** - 40 to 160°F (- 40 to 71°C)

Meter Types:

Standard Petroleum, SPA Standard Petroleum—Aviation, SPD Standard Petroleum—Ductile (Nodular) Iron, LP Liquefied Petroleum Gas, IC Industrial Products (Carbon Bearings). IP Industrial Products, AF All Ferrous, SS Stainless Steel, SS Stainless Steel—Diesel Exhaust Fluid

The Envirosafe lockable equipment box can be used for both dispensing and filling the tank. The lockable box on legs comes standard with a R.O.M. roll-up door. Inside the box, the piping coming from the pump is connected to 2" ball valve and spin on fuel filter to the Total Controls piston meter with a 10:1 pulsar that's weights and measures approved.



Stand Alone Box with Dual Meter and Hose Reel

- 3' 6" x 4' 2" x 6' 6"
- Cross Broken for Easy Drainage
- 2" Vent
- (2) 25' Hose and Reel Setup: 1" (Diesel) or 3/4" (Gas). Incl: Hose, Reel, Nozzle, Swivel and Bracket
- (2) Total Control 682-15 Piston Meter with 10:1 Pulser
- (2) 1" EF 21001 Spin-on Filter and Housing Assembly
- (2) 3" Ground Level Fill (check valve, ball valve, fill pipe, camlock)
- One ROM Door (Roll Up) 3'x6'
- One Electric Package
- Mushroom Cap and 1/2" Ball Valve



Stand Alone Box with Single Meter and Hose Reel

- 3' 6" x 4' 2" x 6' 6"
- Cross Broken for Easy Drainage
- 2" Vent
- (1) 25' Hose and Reel Setup: 1" (Diesel) or 3/4" (Gas). Incl: Hose, Reel, Nozzle, Swivel and Bracket
- (1) Total Control 682-15 Piston Meter with 10:1 Pulser
- (1) 1" EF 21001 Spin-on Filter and Housing Assembly
- (1) 3" Ground Level Fill (check valve, ball valve, fill pipe, camlock)
- One ROM Door (Roll Up) 3'x6'
- One Electric Package
- Mushroom Cap and 1/2" Ball Valve



Stand Alone Fill Box

- Size: 3' 6" x 4' x 4' 2"
- Cross Broken for Easy Drainage
- 3" Ground Level Fill (check valve, ball valve, fill pipe, camlock)



Stand Alone Dispensing Box

- Size: 3' 6" x 4' x 4' 2"
- Cross Broken for Easy Drainage
- (1) 25' Hose and Reel Setup: 1" (Diesel) or 3/4" (Gas). Incl: Hose, Reel, Nozzle, Swivel and Bracket

Envirosafe™ Above-Ground Fuel Systems carries AXI International Systems for your above ground fuel storage needs. AXI has been leading the way in the field of fuel management and fuel filtration for years. With an AXI system, you'll experience the power of ultra clean fuel.

Enclosed Automated Fuel Maintenance Systems (STS)

AXI's Enclosed Automated Intelligent Fuel Maintenance Systems are programmable and automated self-contained, stand-alone fuel filtration, separation, and conditioning systems. An STS system will remove and prevent the buildup of water, sludge, and contaminants in tanks while eliminating and preventing microbial contamination. The STS systems that are capable of maintaining multiple tanks with a single system are the STS 6010, 7004, 7010, 7030, and 7040. Adding an STS system will optimize and maintain diesel and biofuels, providing maximum sustainability.

The Enclosed Automated Fuel Maintenance Systems are ideal for storage tanks that need a permanent maintenance program to ensure optimal fuel quality at all times, when downtime is not an option. The ideal applicable industries include mission critical, power generation, mining, government, and military.

- Optimal Diesel Fuel Quality at All Times
- Safe & Reliable Emergency Power for Mission Critical Equipment
- Peak Engine Performance and Uptime for Emergency Power Systems

The STS 6000 and STS 7000 Series are self-contained, stand-alone, and fully automated systems that optimize diesel fuel quality, guaranteeing the integrity of stored diesel fuel. The STS 7000 Series has the capability of adding an Auto Water Drain and Multi Tank option.

Features Include:

- Automatic Alerts
- Pump Shut Down When Filters Need Service
- Leak Detection
- Water Detection
- Multi-stage Water Removal and Particulate Filtration
- NEMA 12,13, 3R, 4 Powder Coated or Stainless Enclosure
- High Pump Vacuum
- High Pump Pressure
- Low Flow Alert
- Emergency Stop
- Stainless Steel Pumping
- UL 508A SMART Filtration Controller



STS 6000 SERIES

The STS 6000 Series Programmable, Enclosed Automated Fuel Filtration Systems are designed to optimize and maintain diesel fuel indefinitely. Adding an STS 6000 Series system to your bulk storage tank will remove particulate, separate water, and condition the fuel. This innovative process stabilizes diesel and bio-fuel, eliminates microbial contamination, and ensures clean, reliable fuel at all times. The process is monitored by a Programmable Logic Controller (PLC) and can be set to run on an automated weekly timer.

The controller's alarm and operating functions are triggered when filter elements require service, a leak is detected, high pump vacuum or pressure occurs, fuel flow changes to outside its set range, or when there is water in the separator. The controller will shut down the system and communicate the alarm status.

Optional Features

The STS 6000 Series can be configured with a number of system and enclosure options, including multi-tank configuration, enclosure heater, system stand, Stainless Steel enclosure, enclosure color options, and filtration options.

All STS Systems Feature:

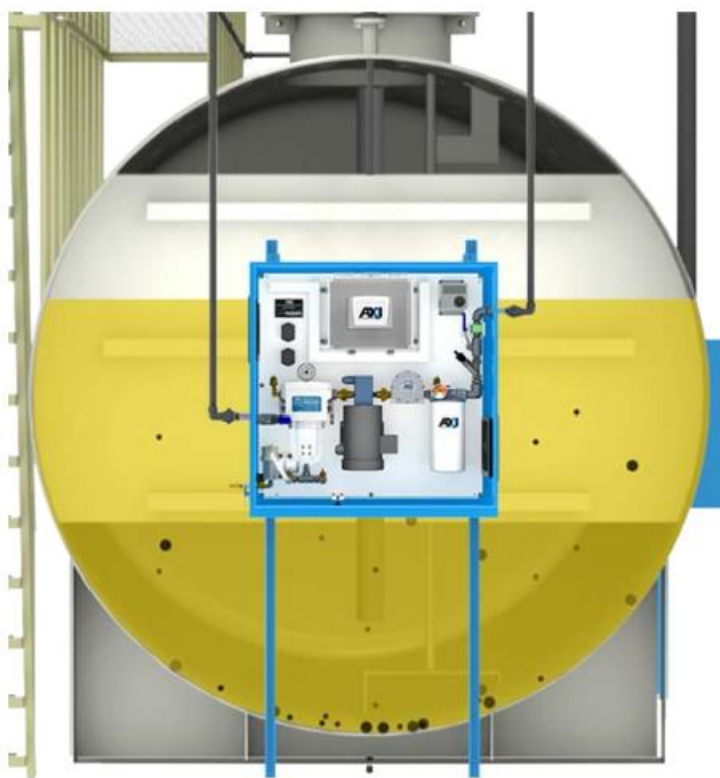
- Multi-stage Water Removal and Particulate Filtration
- NEMA 12, 13, 3R, 4 Powder Coated or SS Enclosure
- UL 508A SMART Filtration Controller
- Stainless Steel Plumbing

SMART Filtration Controllers:

- Maintenance Alert Log File
- Runtime Totalizer
- Alarm History
- On-Screen Help

STS 6000 Series Safety Features

- Automatic Alerts
- Leak Detection
- Water Detection
- High Pump Vacuum
- High Pump Pressure
- Low Fuel Flow Alert
- Pump Shutdown when Filters Need Service
- Emergency Stop



STS 6000 SX-F SPECIFICATIONS



Flow Rate (@60Hz)	2.5 GPM/150 GPH (9.5 LPM/568 LPH)
Primary Filter/Water Separator	10 or 30μ Particulate or 60μ Stainless Steel Screen with Centrifugal Water Separator
Secondary Filter/Water Block	1, 3, 10, 25μ Particulate or 3, 10μ Water Block
Fuel Conditioner	LG-X 500 Inline Conditioner
Pump	1/3 HP Internal Gear Pump
System Controller	Programmable, Fully Automated UL 508A SMART Filtration Controller with BMS/BAS Interface and Digital Text Readout
Power	120V 50Hz 15A or 230V 60Hz 15A
Plumbing	Stainless Steel
Ports	1/2" NPT In 1/2" NPT Out
Enclosure Cabinet	NEMA 12 (IP55), 13 (IP65), 3R (IP32), 4 (IP66), and 4X (IP66) Powder Coat or Stainless Steel
Dimensions	30" x 24" x 10" (H x W x D) (76 x 61 x 25 cm)
Weight	190 lbs (86.2 kgs)
Ideal for Tank Sizes	500-3,000 Gallons (1,893-11,356 Liters)

Not for use with fluids that have a flash point below 100°F (37.8°C)

STS 6004 SPECIFICATIONS



Flow Rate (@60Hz)	4 GPM/240 GPH (15.1 LPM/908 LPH)
Primary Filter/Water Separator	10 or 30 μ Particulate or 60 μ Stainless Steel Screen with Centrifugal Water Separator
Secondary Filter/Water Block	1, 3, 10, 25 μ Particulate or 3, 10 μ Water Block
Fuel Conditioner	LG-X 1500 Inline Conditioner
System Controller	Programmable, Fully Automated UL 508A SMART Filtration Controller with BMS/BAS Interface and Digital Text Readout
Pump	1/3 HP Spur Gear Pump
Power	120V 50Hz 15A or 230V 60Hz 15A
Plumbing	Stainless Steel
Ports	3/4" NPT In 3/4" NPT Out
Enclosure Cabinet	NEMA 12 (IP55), 13 (IP65), 3R (IP32), 4 (IP66), and 4X (IP66) Powder Coat or Stainless Steel
Dimensions	36"x 36"x 12" (H x W x D) (91 x 91 x 30 cm)
Weight	290 lbs (131.5 kg)
Ideal for Tank Sizes	3,000-6,000 Gallons (11,356-22,712 Liters)

Not for use with fluids that have a flash point below 100°F (37.8°C)

STS 6010 SPECIFICATIONS



Flow Rate (@60Hz)	10 GPM/600 GPH (37.9 LPM/2271 LPH)
Primary Filter/Water Separator	10 or 30 μ Particulate or 60 μ Stainless Steel Screen with Centrifugal Water Separator
Secondary Filter/Water Block	1, 3, 10, 25 μ Particulate or 3, 10 μ Water Block
Fuel Conditioner	LG-X 3000 Inline Conditioner
System Controller	Programmable, Fully Automated UL 508A SMART Filtration Controller with BMS/BAS Interface and Digital Text Readout
Pump	3/4 HP Spur Gear Pump
Power	120V 50Hz 15A or 230V 60Hz 15A
Plumbing	Stainless Steel
Ports	1" NPT In 1" NPT Out
Enclosure Cabinet	NEMA 12 (IP55), 13 (IP65), 3R (IP32), 4 (IP66), and 4X (IP66) Powder Coat or Stainless Steel
Dimensions	37"x 60"x 12" (H x W x D) (94 x 152 x 30 cm)
Weight	513 lbs (232.7 kg)
Ideal for Tank Sizes	6,000-15,000 Gallons (22,712-56,781 Liters)

Not for use with fluids that have a flash point below 100°F (37.8°C)

STS 6020 SPECIFICATIONS



Flow Rate (@60Hz)	20 GPM/1200 GPH (75.7 LPM/4542 LPH)
Y-Strainer	20 Mesh
Mechanical Water Separator	Specific Gravity Separation and Particulate Removal
Fine Filters/Water Block	1, 3, 10 or 25μ Particulate or 3, 10μ Water Block
Fuel Conditioner	LG-X 3000 Inline Conditioner
System Controller	Programmable, Fully Automated UL 508ASmart Filtration Controller with BMS/BAS Interface and Digital Text Readout
Pump	3/4 HP Spur Gear Pump
Power	120V 60Hz 15A or 230V 50Hz 15A
Plumbing	Stainless Steel
Ports	1 1/2" NPT In 1" NPT Out
Enclosure Cabinet	NEMA 12 (IP55), 13 (IP65), 4 (IP66), and 4X (IP66) Powder Coat or Stainless Steel
Dimensions	37" x 60" x 12" (H x W x D) (94 x 152 x 30 cm)
Weight	650 lbs (294.8 kg)
Ideal for Tank Sizes	15,000-30,000 Gallons (56,781-113,562 Liters)

Not for use with fluids that have a flash point below 100°F (37.8°C)

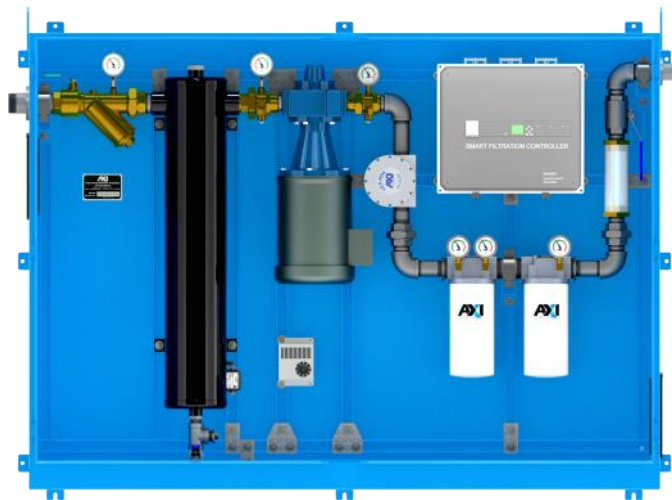
STS 6030 SPECIFICATIONS



Flow Rate (@60Hz)	30 GPM/1800 GPH (113.6 LPM/6814 LPH)
Y-Strainer	20 Mesh
Primary Filter	1, 5, 10 or 25μ Racor FBO Particulate or 1, 5, 10 or 25μ Racor FBO Water Block
Secondary Filter	10μ Racor FBO Coalescer or 1, 5, 10 or 25μ Racor FBO Water Block
Fuel Conditioner	LG-X 4000 Inline Conditioner
System Controller	Programmable, Fully Automated UL 508ASmart Filtration Controller with BMS/BAS Interface and Digital Text Readout
Pump	2 HP Spur Gear Pump
Power	208-230V 60Hz 20A or 230V 50Hz 15A or 480V 60Hz 15A
Plumbing	Stainless Steel
Ports	2" NPT In 2" NPT Out
Enclosure Cabinet	NEMA 12 (IP55), 13 (IP65), 4 (IP66), and 4X (IP66) Powder Coat or Stainless Steel
Dimensions	56" x 72" x 17" (H x W x D) (142 x 183 x 43 cm)
Weight	760 lbs (344.7 kg)
Ideal for Tank Sizes	25,000-45,000 Gallons (94,635-170,343 Liters)

Not for use with fluids that have a flash point below 100°F (37.8°C)

STS 6040 SPECIFICATIONS



Flow Rate (@60Hz)	40 GPM/2400 GPH (151 LPM/9085 LPH)
Y-Strainer	20 Mesh
Primary Filter	1, 3, 10 or 25μ Particulate or 3, 10μ Water Block
Secondary Filter	1, 3, 10 or 25μ Particulate or 3, 10μ Water Block
Fuel Conditioner	LG-X 4000 Inline Conditioner
System Controller	Programmable, Fully Automated UL 508ASmart Filtration Controller with BMS/BAS Interface and Digital Text Readout
Pump	5 HP Internal Gear Pump
Power	480V 60Hz 15A or 230V 50Hz 15A
Plumbing	Stainless Steel
Ports	2" NPT In 1.5" NPT Out
Enclosure Cabinet	NEMA 12 (IP55), 13 (IP65), 4 (IP66), and 4X (IP66) Powder Coat or Stainless Steel
Dimensions	56" x 72" x 17" (H x W x D) (142 x 183 x 43 cm)
Weight	1005 lbs (455.9 kg)
Ideal for Tank Sizes	20,000-60,000 Gallons (75,708-227,125 Liters)

Not for use with fluids that have a flash point below 100°F (37.8°C)

STS 7000 SERIES

Similar to the 6000 series, the 7000 Series Programmable Enclosed Automated Fuel Filtration Systems are designed to optimize and maintain diesel fuel indefinitely. Adding an STS 7000 series system will remove particulate, separate water, and condition the fuel.

The 7000 Series offers Modbus, TCP/IP, LAN, touch screen controller, and internet connectivity, with alerts via email or SMS.

Optional Features

The STS 7000 series can also be configured with a number of system and enclosure options, including multi-tank configuration, automatic water drain, enclosure heater, system stand, Stainless Steel enclosure, enclosure color options, and filtration options.

All STS Systems Feature:

- Multi-stage Water Removal and Particulate Filtration
- NEMA 12, 13, 3R, 4 Powder Coated or SS Enclosure
- UL 508A SMART Filtration Controller
- Stainless Steel Plumbing

SMART Filtration Controllers:

- Email & SMS Maintenance Alert Capability
- Maintenance Alert Log File
- Runtime Totalizer
- Alarm History
- On-Screen Help

STS 7000 Series Safety Features

- Automatic Alerts
- Leak Detection
- Water Detection
- High Pump Vacuum
- External Shutdown
- High Pump Pressure
- Low Fuel Flow Alert
- Pump Shutdown when Filters Need Service
- Emergency Stop
- Locking Door




STS 7004 SPECIFICATIONS



Flow Rate (@60Hz)	4 GPM/240 GPH (15.1 LPM/908 LPH)
Primary Filter/Water Separator	10 or 30μ Particulate or 60μ Stainless Steel Screen with Centrifugal Water Separator
Secondary Filter/Water Block	1, 3, 10 or 25μ Particulate or 3, 10μ Water Block
Fuel Conditioner	LG-X 1500 Inline Conditioner
System Controller	HMI PLC Controller with Touch Screen and Remote Monitoring, Modbus, TCP/IP LAN and Internet Capability
Pump	1/3 HP Spur Gear Pump
Power	120V 60Hz 15A or 230V 50Hz 15A
Plumbing	Stainless Steel
Ports	3/4" NPT In 3/4" NPT Out
Enclosure Cabinet	NEMA 12 (IP55), 13 (IP65), 3R (IP32), 4 (IP66), and 4X (IP66) Powder Coat or Stainless Steel
Dimensions	36" x 36" x 12" (H x W x D) (91 x 91 x 30 cm)
Weight	305 lbs (138.3 kg)
Ideal for Tank Sizes	3,000-6,000 Gallons (11,356-22,712 Liters)

Not for use with fluids that have a flash point below 100°F (37.8°C)

STS 7010 SPECIFICATIONS



Flow Rate (@60Hz)	10 GPM/600 GPH (37.9 LPM/2271 LPH)
Primary Filter/Water Separator	10 or 30μ Particulate or 60μ Stainless Steel Screen with Centrifugal Water Separator
Secondary Filter/Water Block	1, 3, 10 or 25μ Particulate or 3, 10μ Water Block
Fuel Conditioner	LG-X 3000 Inline Conditioner
System Controller	HMI PLC Controller with Touch Screen and Remote Monitoring, Modbus, TCP/IP LAN and Internet Capability
Pump	3/4 HP Spur Gear Pump
Power	120V 60Hz 15A or 230V 50Hz 15A
Plumbing	Stainless Steel
Ports	1" NPT In 1" NPT Out
Enclosure Cabinet	NEMA 12 (IP55), 13 (IP65), 3R (IP32), 4 (IP66), and 4X (IP66) Powder Coat or Stainless Steel
Dimensions	37" x 60" x 12" (H x W x D) (94 x 152 x 30 cm)
Weight	520 lbs (235.9 kg)
Ideal for Tank Sizes	6,000-15,000 Gallons (22,712-56,781 Liters)

Not for use with fluids that have a flash point below 100°F (37.8°C)

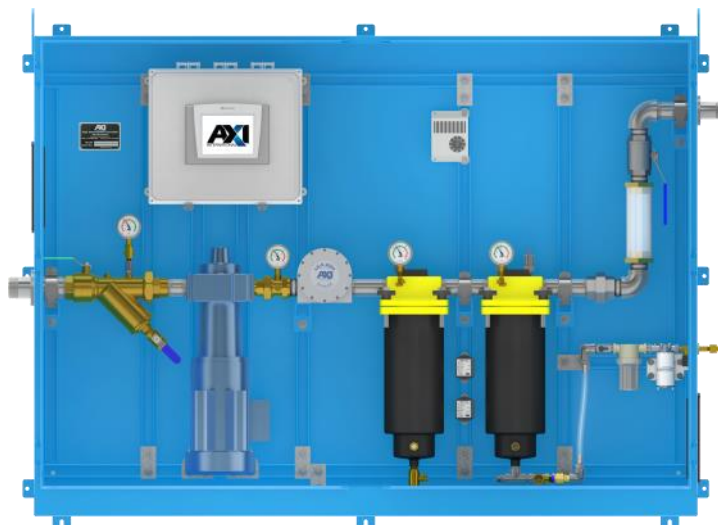
STS 7020 SPECIFICATIONS



Flow Rate (@60Hz)	20 GPM/1200 GPH (75.7 LPM/4542 LPH)
Y-Strainer	20 Mesh
Mechanical Water Separator	Specific Gravity Separation and Particulate Removal
Primary Filter	1, 3, 10 or 25µParticulate or 3, 10µWater Block
Secondary Filter/Water Block	1, 3, 10 or 25µParticulate or 3, 10µWater Block
Fuel Conditioner	LG-X 3000 Inline Conditioner
System Controller	HMI PLC Controller with Touch-Screen and Remote Monitoring, Modbus, TCP/IP LAN and Internet Capability
Pump	3/4 HP Spur Gear Pump
Power	120V 60Hz 15A or 230V 50Hz 15A
Plumbing	Stainless Steel
Ports	1 1/2" NPT In 1" NPT Out
Enclosure Cabinet	NEMA 12 (IP55), 13 (IP65), 4 (IP66), and 4X (IP66) Powder Coat or Stainless Steel
Dimensions	37" x 60" x 12" (H x W x D) (94 x 152 x 30 cm)
Weight	650 lbs (294.8 kg)
Ideal for Tank Sizes	15,000-30,000 Gallons (56,781-113,562 Liters)

Not for use with fluids that have a flash point below 100°F (37.8°C)


STS 7030 SPECIFICATIONS



Flow Rate (@60Hz)	30 GPM/1800 GPH (113.6 LPM/6814 LPH)
Y-Strainer	20 Mesh
Primary Filter	1, 5, 10 or 25µ Racor FBO Particulate or 1, 5, 10 or 25µ Racor FBO Water Block
Secondary Filter	1, 5, 10 or 25µ Racor FBO Particulate or 1, 5, 10 or 25µ Racor FBO Water Block
Fuel Conditioner	LG-X 4000 Inline Conditioner
System Controller	HMI PLC Controller with Touch-Screen and Remote Monitoring, Modbus, TCP/IP LAN and Internet Capability
Pump	2 HP Internal Gear Pump
Power	208-230V 60Hz 20A or 230V 50Hz 15A or 480V 60Hz 15A
Plumbing	Stainless Steel
Ports	2" NPT In 1 1/2" NPT Out
Enclosure Cabinet	NEMA 12 (IP55), 13 (IP65), 4 (IP66), and 4X (IP66) Powder Coat or Stainless Steel
Dimensions	56" x 72" x 17" (H x W x D) (142 x 183 x 43 cm)
Weight	760 lbs (344.7 kg)
Ideal for Tank Sizes	25,000-45,000 Gallons (94,635-170,343 Liters)

Not for use with fluids that have a flash point below 100°F (37.8°C)

STS 7040 SPECIFICATIONS



Flow Rate (@60Hz)	40 GPM/2400 GPH (151 LPM/9085 LPH)
Y-Strainer	20 Mesh
Mechanical Water Separator	Specific Gravity Separation and Particulate Removal
Primary Filter/Water Separator	1, 3, 10 or 25 μ Particulate or 3, 10 μ Water Block
Secondary Filter/Water Block	1, 3, 10 or 25 μ Particulate or 3, 10 μ Water Block
Fuel Conditioner	LG-X 4000 Inline Conditioner
System Controller	HMI PLC Controller with Touch-Screen and Remote Monitoring, Modbus, TCP/IP LAN and Internet Capability
Pump	5 HP Internal Gear Pump
Power	480V 60Hz 15A or 230V 50Hz 15A
Plumbing	Stainless Steel
Ports	2" NPT In 1.5" NPT Out
Enclosure Cabinet	NEMA 12 (IP55), 13 (IP65), 3R (IP32), 4 (IP66), and 4X (IP66) Powder Coat or Stainless Steel
Dimensions	56" x 72" x 17" (H x W x D) (142 x 183 x 43 cm)
Weight	1005 lbs (455.9 kg)
Ideal for Tank Sizes	20,000-60,000 Gallons (75,708-227,125 Liters)

Not for use with fluids that have a flash point below 100°F (37.8°C)

Fuel Transfer Systems (FTS)

AXI's Automatic Fuel Transfer Systems are heavy-duty fuel transfer systems that move fuel between a bulk fuel tank and requesting sources. These units ensure that mission critical systems have a redundant, ready and steady fuel supply to run at a moment's notice.


Nominal fuel transfer flow rates range from 1 GPM to 15 GPM, based on individual project requirements and design. AXI also offers custom Fuel Transfer Systems constructed to customer specifications. Fuel Transfer Systems are ideal for applications where the bulk fuel tank and request source are relatively far apart from each other and an on-demand fuel supply is required. Trust our FTS systems for reliable fuel delivery at all times.

Features Include:

- Lead/Lag Configuration
- Automatic Alerts
- BMS Integration
- High Pump Vacuum
- High Pump Pressure
- Leak Detection
- US 508A SMART Controller
- External Shutdown
- Visual Alarm Display



FTS 1100 SPECIFICATIONS



Flow Rate(s)	1 - 15 GPM (3.8 - 56.8 LPM) 60 - 900 GPH (228 - 307 LPH)
Pump	Gear Pump, 1/3 HP—1HP
Power	120V 60Hz 15A or 230V 50Hz 15A
Pressure Relief	External Pressure Relief
Pump System Controller	Fully Automated UL 508A Communication with BMS/BAS (Optional) (Allen-Bradley Required)
Plumbing	Stainless Steel
Ports	In 3/4" JIC #12 / Out 3/4" JIC #12
External Enclosure	NEMA 12, 13, 4 Powder Coated or Stainless Steel (Optional)
Weight	265 - 305 lbs (120.2 - 138.3 kg)
Dimensions	52" x 36" x 12" (H x W x D) (132 x 91 x 30 cm)

Not for use with fluids that have a flash point below 100°F (37.8°C)

FTS 2100 SPECIFICATIONS



Flow Rate(s)	1 - 15 GPM (3.8 - 56.8 LPM) 60 - 900 GPH (228 - 307 LPH)
Pump	Gear Pump, 1/3 HP—1HP
Power	120V 60Hz 15A or 230V 50Hz 15A
Pressure Relief	External Pressure Relief
Pump System Controller	Fully Automated UL 508A Communication with BMS/BAS (Optional) (Allen-Bradley Required)
Plumbing	Stainless Steel
Ports	In 3/4" JIC #12 / Out 3/4" JIC #12
External Enclosure	NEMA 12, 13, 4 Powder Coated or Stainless Steel (Optional)
Weight	305 - 405 lbs (138.3 - 183.7 kg)
Dimensions	52" x 36" x 12" (H x W x D) (132 x 91 x 30 cm)

Not for use with fluids that have a flash point below 100°F (37.8°C)

Mobile Fuel Polishing Systems (MTC)

The MTC Series Mobile Fuel Polishing Systems are designed to efficiently and safely clean and restore fuel to a pristine condition. Vital to the fuel polishing process, these systems incorporate a multi-stage filtration process that reconditions, stabilizes, and decontaminates diesel fuel, biofuels, light oils, and hydraulic fluids. All MTC systems are specifically designed for tanks with contaminated fuel that require the removal of water, sediment, and sludge accumulation.

MTC systems feature multi-stage water removal, particulate filtration, fuel conditioning, a compact industrial design, locking cam and groove connections, built-in spill containment tray, and bypass loop capability. AXI's High Capacity Mobile Fuel Polishing Systems flow up to 150 GPM. The MTC-HC series features high capacity multi-stage water removal, particulate filtration, fuel conditioning, multiple discharge and sampling ports, large contaminant holding capacity, robust compact industrial design, liquid-filled vacuum and pressure gauges, AXI Watect water sensor, and PLC filtration system controller.

Features Include:

- Automatic Alerts
- Pump Shut Down when Filters Need Service
- High Pump Vacuum
- High Pump Pressure
- Water Detection
- Multi-stage Water Removal and Particulate Filtration
- UL 508A SMART Filtration Controller



TK-240-XT SPECIFICATIONS



Flow Rate	4 GPM/240 GPH (15.1 LPM/908.5 LPH)
Primary Filter	50 Mesh
Secondary Filter	3 μ Water Block
Fuel Conditioner	LG-X 500 Inline Conditioner
Pump	Helical Spur Gear Pump
Power	12V 10A
Port Size	1/2" In Hose Barb, 1/2" Out Hose Barb
Clear Suction Hose	1/2", 15 ft (4.6m)
Discharge Hose	1/2", 15 ft (4.6m)
Dimensions	13" x 12" x 12" (H x W x D) (33 x 30 x 30 cm)
Weight	26 lbs (11.8 kg)
Fuel Treated in 8 Hours	1,440 Gallons (5,451 Liters)

Not for use with fluids that have a flash point below 100°F (37.8°C)

MTC-500 SPECIFICATIONS

Flow Rate	8 GPM/480 GPH (30.3 LPM/1814 LPH)
Mechanical Water Separator	Specific Gravity Separation and Particulate Removal
Final Filter	1, 3, 10 or 25μ Particulate or 3, 10μ Water Block
Fuel Conditioner	LG-X 1500 Inline Conditioner
Pump	1 HP, Self-Priming Rotary Vane Pump with Integrated Adjustable Bypass Valve
Power	115V 60Hz 15A or 230V 50Hz 15A
Ports	1" Cam & Groove In
	3/4" Cam & Groove Out (Before Fine Filter)
	3/4" Cam & Groove Out (After Fine Filter)
Clear Suction Hose	1", 25 ft (7.6 m)
Dimensions	48" x 25.5" x 26" (H x W x D) (122 x 65 x 66 cm)
Weight	140 lbs (63.5 kg)
Fuel Treated in 8 Hours	3,840 Gallons (14,536 Liters)

Not for use with fluids that have a flash point below 100°F (37.8°C)

MTC-1000 SPECIFICATIONS



Flow Rate	15 GPM/900 GPH (56.8 LPM/3407 LPH)
Mechanical Water Separator	Specific Gravity Separation and Particulate Removal
Final Filter	1, 3, 10 or 25 μ Particulate or 3, 10 μ Water Block
Fuel Conditioner	LG-X 3000 Inline Conditioner
Pump	1/2 HP, Self-Priming Rotary Vane Pump with Integrated Bypass Valve
Power	115V 60Hz 15A or 230V 50Hz 15A
Ports	1" Cam & Groove In
	1" Cam & Groove Out (Before Fine Filter)
	1" Cam & Groove Out (After Fine Filter)
Clear Suction Hose	1", 25 ft (7.6 m)
Dimensions	48" x 25.5" x 26" (H x W x D) (122 x 65 x 66 cm)
Weight	160 lbs (63.5 kg)
Fuel Treated in 8 Hours	7,200 Gallons (27,255 Liters)

Not for use with fluids that have a flash point below 100°F (37.8°C)

MTC-3000 SPECIFICATIONS

Flow Rate	26 GPM/1560 GPH (98.4 LPM/5905 LPH)
Mechanical Water Separator	Specific Gravity Separation and Particulate Removal
Final Filter	1, 3, 10 or 25 μ Particulate or 3, 10 μ Water Block
Fuel Conditioner	LG-X 3000 Inline Conditioner
Pump	3/4 HP, Self-priming Rotary Vane Pump with Integrated Adjustable Bypass Valve
Power	115V 60Hz 15A or 230V 50Hz 15A
Ports	1-1/2" Cam & Groove In 1-1/4" Cam & Groove Out (Before Fine Filter) 1-1/4" Cam & Groove Out (After Fine Filter)
Clear Suction Hose	1-1/2", 25 ft (7.6 m)
Discharge Hose	1-1/4", 25 ft (7.6m)
Dimensions	48" x 25.5" x 26" (H x W x D) (122 x 65 x 66 cm)
Weight	200 lbs (90.7 kg)
Fuel Treated in 8 Hours	12,480 Gallons (47,242 Liters)

Not for use with fluids that have a flash point below 100°F (37.8°C)

MTC-X SPECIFICATIONS



Flow Rate	26 GPM/1560 GPH (98.4 LPM/5905 LPH)
Primary Filter	Bag Filter Vessel, Aluminum, 4-bolt Stainless Steel Liner Basket for use with 1-800µ Filter Bags
Final Filter	1, 3, 10 or 25µ Particulate or 3, 10µ Water Block
Fuel Conditioner	LG-X 3000 Inline Conditioner
Pump	3/4 HP, Self-priming Rotary Vane Pump with Integrated Adjustable Bypass Valve
Power	115V 60Hz 15A or 230V 50Hz 15A
Ports	1-1/2" Cam & Groove In 1-1/4" Cam & Groove Out
Clear Suction Hose	1-1/2", 25 ft (7.6 m)
Discharge Hose	1-1/4", 25 ft (7.6m)
Dimensions	49" x 25.5" x 29" (H x W x D) (124 x 65 x 74 cm)
Weight	185 lbs (90.7 kg)
Fuel Treated in 8 Hours	12,480 Gallons (47,242 Liters)

Not for use with fluids that have a flash point below 100°F (37.8°C)

AXI's AFC Series are unique and powerful broad-spectrum fuel additives specifically formulated for use in diesel, bio-fuels, gasoline, kerosene, and HFO. The AFC Series should be used as part of any preventative fuel maintenance program for both commercial and recreational applications. The AFC Series enhances the breakdown and removal of sludge, slime, and bio-fuels from tank walls and baffles that are difficult to access. AXI's Fuel Additives are EPA registered for on-road and off-road use. They continue to clean and stabilize fuel for up to twelve (12) months with a single dose wherever fuel is stored or used.

- Remove engine deposits
- Prevent deposit formation
- Reduce fuel consumption
- Extend lube oil life
- Extend equipment life
- Enhanced fuel lubricity
- Reduce emissions
- Cooler exhaust, lower NO_x
- Corrosion inhibition (AFC-705 only)



	AFC-705	AFC-710 (Tier 4)	AFC-805 (Tier 4 , Cold Weather)
<i>Active Ingredients</i>	Combustion Catalyst, Dispersant, Surfactant, Corrosion Inhibitor, Lubricity Enhancer	Combustion Catalyst, Dispersant, Corrosion Inhibitor, Lubricity Enhancer	Combustion Catalyst, Dispersant, Anti-Gelling Agent, Corrosion Inhibitor, Lubricity Enhancer
<i>Treatment Ratio</i>	1:5000	1:5000	1:5000
<i>8oz Bottle</i>	320 Gallons	320 Gallons	320 Gallons
<i>1 Gallon Jug</i>	5,000 Gallons	5,000 Gallons	5,000 Gallons
<i>5 Gallon Jug</i>	25,000 Gallons	25,000 Gallons	25,000 Gallons
<i>55 Gallon Drum</i>	275,000 Gallons	275,000 Gallons	275,000 Gallons

Envirosafe offers a variety of **DEF tanks and equipment** including DEF flow meters, DEF transfer pumps, automated inventory management systems, hi-flow bulk transfer systems, and more!

DEF Mini Bulk Storage & Dispensing System



The DEF-PRO All In One™ eco unit is a turnkey DEF mini bulk storage and dispensing system. This package is a fully assembled, out of the box system used for the safe storage and dispensing of Diesel Exhaust Fluid. The All in One™ DEF mini bulk storage and dispensing system is plug and play made easy.

Features:

- Hornet W85 Hybrid Pump
- Hanging bracket poly welded to tank
- 20ft Delivery hose with automatic nozzle
- Flow meter
- Suction hose in place
- Micro Matic closed loop connections
- True plug and play

* image shows optional filter upgrade option. Other upgrade options are available.

Southern Mini Bulk DEF Storage Tank and Dispensing System



The DEF-PRO All In One™ southern mini bulk DEF storage tank and dispensing system is a fully assembled out of the box system used for the safe storage and dispensing of Diesel Exhaust Fluid. This system is plug and play made easy, it is Ideal for warm climates. There are also upgrade options available to further customize the unit to your preference.

Features:

- Hornet W85 Hybrid Pump
- Heavy duty aluminum lockable cabinet
- 20ft Delivery hose with automatic nozzle
- FMT 3 digital DEF flow meter
- 2" remote fill line on 800 gal. & larger
- Suction hose in place
- Liquid level PS with LCD display
- Tank insulation & cabinet heater
- Micro Matic closed loop connection

* image shows optional hose reel upgrade option. Other upgrade options are available.

Double Wall DEF Storage Tank



The All in One™ double wall DEF storage tank is plug and play made easy and you gain an extra layer of security with the double wall feature. With a lengthy list of standard features, along with a variety of available upgrade options, the DEF-PRO All In One double wall DEF storage tank has everything you need to safely store and dispense DEF.

Features:

- Hornet W85 Hybrid Pump
- Hanging bracket poly welded to tank
- Liquid level PS with LCD display
- 20ft Delivery hose with automatic nozzle
- Suction hose from top of tank connection
- FMT 3 DEF flow meter
- Micro Matic closed loop connection
- Remote fill line
- Available in eco, southern and northern options

Northern Mini Bulk DEF Storage Tank and Dispensing System



The DEF-PRO All In One Northern mini bulk DEF storage tank and dispensing system is a must for anyone who's looking for a safe way to store and dispense DEF in regions of the country where temperatures often fall below freezing. This system is designed to safely store and dispense DEF, even in the coldest of climates.

Features:

- Hornet W85 Hybrid Pump
- Liquid levels PS with LCD display
- 20ft Delivery hose with automatic nozzle
- Flow meter
- Heavy duty aluminum lockable cabinets
- Tank insulation
- Cabinet heater
- 2" remote fill line on 800 gallon or larger

HORNET W85 Continuous Duty Cycle DEF Transfer Pump



The Hornet W85 continuous duty cycle DEF transfer pump, with its patented pump transfer system is a leader in today's industry. They are a one-of-a-kind system featuring both a vane and centrifugal combination system. This results in fast & better performance.

As the world's first self priming hybrid pump, the Hornet boasts technology and performance. This is a true self-priming hybrid pump, with a robust reputation and an incredible price to performance ratio and a 20% higher flow rate than any other DEF pump on the market.

Capable of handling large tank configurations.

Specifications:

- True self priming package
- Can be used for fuel island dispensing
- Primes in less than 5 seconds
- Available drum set up with automatic nozzle
- 13 foot suction lift
- Capable of pushing product through up to 100 feet of hose
- 100% Continuous Duty Cycle
- Thermal Overload Protection
- 115V 60Hz
- 20 foot discharge hose
- Max Pressure: 36 psi
- Flow Rate (with accessories): 10 GPM
- 3/4" BSP Inlet & Outlet
- Choice of Automatic or Manual Nozzle
- CSA Approved

* Filter Kit and Meter also available



FMT 3 DEF Flow Meter

The FMT 3 DEF flow meter features a symmetric measurement chamber allowing the device to be used with all flow directions. In addition, it also features a larger, LED illuminated display that can be mounted to fit any viewing angle, or moved about even after being installed. It can also be freely rotated in 90 degree increments, even after installation, as well.

Furthermore, users have the ability to separate the main body from the main chamber, leaving just the inner tube of the meter. This is especially helpful for any future maintenance since it allows the user to replace just the LCD display, work on the existing line, or perform any future expansions easily.

Pulser Model Specifications & Features:

- Multi-directional flow
- Rotatable display in 90° increments
- Display can be mounted to fit any viewing angle
- Main body can be separated from main chamber
- Turbine Meter
- Flow rate min/mac: 1-30 GPM
- Max Pressure: 145 PSI
- 1" BSP External Thread
- Battery life: 5 years
- Two-line, LED Illuminated Display



FMOG 100 Flow Meter with Display

TECALEMIT's FMOG line of flow meters boast quality and accuracy. Numerous configurations and applications are available. Contact us for information.

Specifications & Features:

- DEF compatible
- 26 GPM
- 0.5% Accuracy
- 1" NPT Inlet and Outlet
- 50:1 Single Channel Pulse Ratio





envirosafe

ABOVE-GROUND FUEL SYSTEMS

1789 E CR 48
Bushnell, FL 33513
Phone: (800) 555-4754
Fax: (352) 241-9753
www.envirosafetanks.com

FOLLOW US!



Make sure you visit us online at EnvirosafeTanks.com

